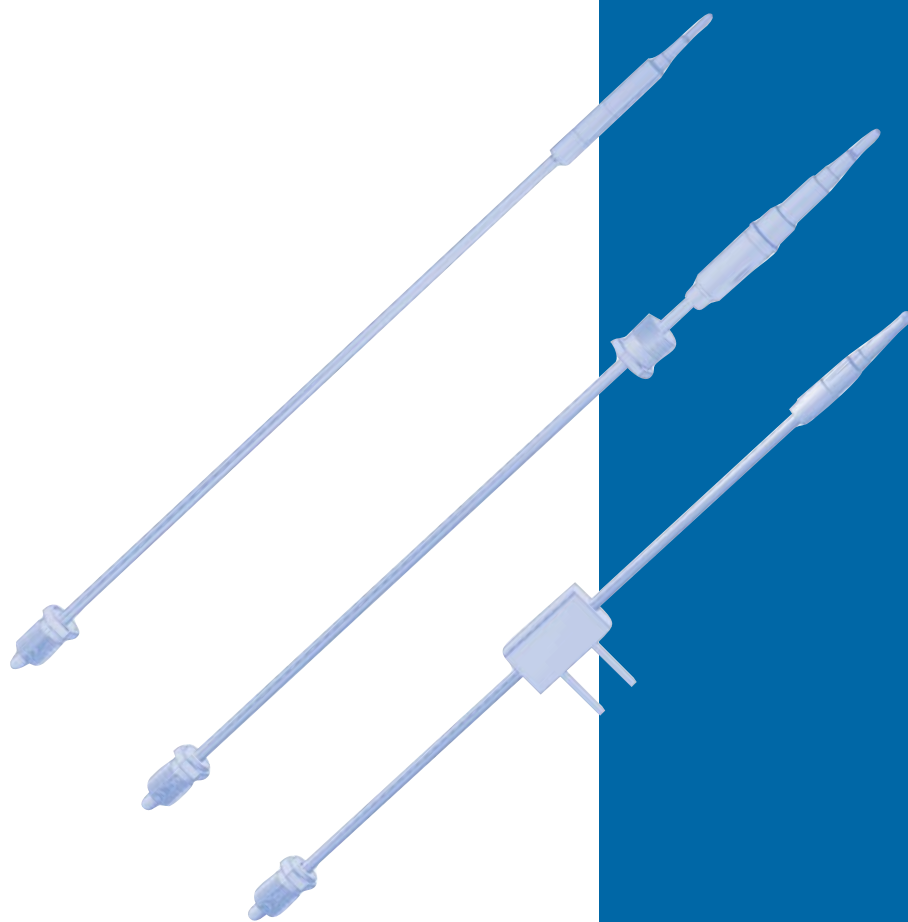


T H E R M O C O U P L E S




Index

Thermocouples 200 series	2
Thermocouples 260 series	8
Thermocouples 270 series	12
Thermocouples 280 series	18
Thermocouples 290 series	20
Pilot mounting sleeves	30
Conductor types	36
Universal thermocouples	37
Accessories	40



THERMOCOUPLES 200 SERIES



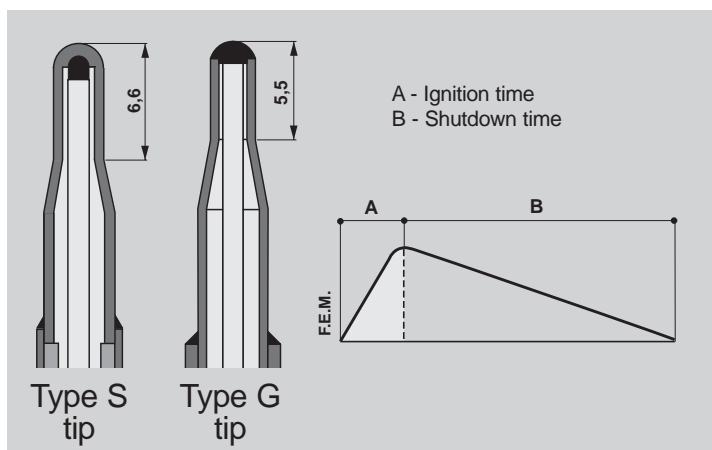
The 200 series is particularly suitable for general use (heaters, water heaters, boilers and other gas appliances) which do not require special characteristics.

Normal opening times on ignition and closing times on shutdown.

FOR ALL USES

Normal opening and closing times.

CHARACTERISTICS



The 200 series is made for use on a vast range of gas appliances in which normal intervention times are requested for both ignition and shutdown.

The 200 series thermocouples can be supplied in various lengths:

- from 200 to 1,800 mm
- with different mounting sleeves
- with different fixing connectors.

It is also possible to have the tip coated in aluminium alloy to protect against the formation of carbon deposits.

TECHNICAL DATA

• Ignition time	≤ 6 seconds
• Shutdown time	30 - 60 seconds
• F.E.M. at 100°C	≥ 2 mV
• Resistance	= 9 + (0.015 x L) ± 4 mΩ
• Maximum tip temperature	600 °C
• Fixing connector torque	~3 Nm
• Minimum bending radius	≥ 15 mm

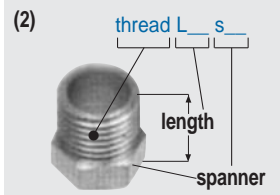
CODES-FEATURES 200 SERIES

Type S tip

CODE	Pilot mounting sleeve ⁽¹⁾	Magnet connection nut ⁽²⁾	Length (mm)	Aluminized tip	Conductor ⁽³⁾
0.200.121	A1	M8x1 L11 s8	320		Copper capillary
0.200.132	A1	M8x1 L11 s8	450	●	Copper capillary
0.200.123	A1	M8x1 L11 s8	450		Copper capillary
0.200.153	A1	M8x1 L11 s8	500		Copper capillary
0.200.124	A1	M8x1 L11 s8	600		Copper capillary
0.200.248	A1	M8x1 L11 s8	600	●	Copper capillary
0.200.125	A1	M8x1 L11 s8	750		Copper capillary
0.200.126	A1	M8x1 L11 s8	850		Copper capillary
0.200.127	A1	M8x1 L11 s8	1,000		Copper capillary
0.200.129	A1	M8x1 L11 s8	1,200		Copper capillary
0.200.130	A1	M8x1 L11 s8	1,500		Copper capillary
0.200.001	A1	M9x1 L13.5 s9	220		Copper capillary
0.200.252	A1	M9x1 L13.5 s9	220	●	Copper capillary
0.200.003	A1	M9x1 L13.5 s9	320		Copper capillary
0.200.255	A1	M9x1 L13.5 s9	320	●	Copper capillary
0.200.005	A1	M9x1 L13.5 s9	400		Copper capillary
0.200.202	A1	M9x1 L13.5 s9	400	●	Copper capillary
0.200.239	A1	M9x1 L13.5 s9	450	●	Copper capillary
0.200.007	A1	M9x1 L13.5 s9	500		Copper capillary
0.200.008	A1	M9x1 L13.5 s9	500		Copper capillary
0.200.185	A1	M9x1 L13.5 s9	600	●	Copper capillary
0.200.009	A1	M9x1 L13.5 s9	600		Copper capillary
0.200.010	A1	M9x1 L13.5 s9	600		Copper capillary
0.200.011	A1	M9x1 L13.5 s9	750		Copper capillary
0.200.186	A1	M9x1 L13.5 s9	750	●	Copper capillary
0.200.013	A1	M9x1 L13.5 s9	850		Copper capillary
0.200.014	A1	M9x1 L13.5 s9	850		Copper capillary
0.200.254	A1	M9x1 L13.5 s9	850	●	Copper capillary
0.200.015	A1	M9x1 L13.5 s9	1,000		Copper capillary
0.200.209	A1	M9x1 L13.5 s9	1,200	●	Copper capillary
0.200.019	A1	M9x1 L13.5 s9	1,200		Copper capillary
0.200.021	A1	M9x1 L13.5 s9	1,500		Copper capillary
0.200.023	A1	M10x1 L10 s8	220		Copper capillary
0.200.024	A1	M10x1 L10 s8	320		Copper capillary
0.200.025	A1	M10x1 L10 s8	400		Copper capillary
0.200.172	A1	M10x1 L10 s8	500	●	Copper capillary
0.200.170	A1	M10x1 L10 s8	750	●	Copper capillary

(1) see pag. 30 to 31

(3) see pag. 36



CODES-FEATURES 200 SERIES

Type S tip

CODE	Pilot mounting sleeve ⁽¹⁾	Magnet connection nut ⁽²⁾	Length (mm)	Aluminized tip	Conductor ⁽³⁾
0.200.029	A1	M10x1 L10 s8	750		Copper capillary
0.200.031	A1	M10x1 L10 s8	1,000		Copper capillary
0.200.034	A1	M10x1 L10 s8	1,200		Copper capillary
0.200.035	A1	M10x1 L10 s8	1,500		Copper capillary
0.200.036	A1	11/32 ASA L14 s9	400		Copper capillary
0.200.037	A1	11/32 ASA L14 s9	600		Copper capillary
0.200.038	A1	11/32 ASA L14 s9	850		Copper capillary
0.200.039	A1	11/32 ASA L14 s9	1,000		Copper capillary
0.200.040	A1	11/32 ASA L14 s9	1,500		Copper capillary
0.200.229	A2	M9x1 L13.5 s9	220		Copper capillary
0.200.230	A2	M9x1 L13.5 s9	320		Copper capillary
0.200.231	A2	M9x1 L13.5 s9	400		Copper capillary
0.200.232	A2	M9x1 L13.5 s9	500		Copper capillary
0.200.233	A2	M9x1 L13.5 s9	600		Copper capillary
0.200.234	A2	M9x1 L13.5 s9	750		Copper capillary
0.200.235	A2	M9x1 L13.5 s9	850		Copper capillary
0.200.236	A2	M9x1 L13.5 s9	1,000		Copper capillary
0.200.258	A2	11/32 ASA L14 s9	600	●	Copper capillary
0.200.041	A3	M8x1 L11 s8	220		Copper capillary
0.200.257	A3	M8x1 L11 s8	320	●	Copper capillary
0.200.042	A3	M8x1 L11 s8	320		Copper capillary
0.200.043	A3	M8x1 L11 s8	450		Copper capillary
0.200.044	A3	M8x1 L11 s8	600		Copper capillary
0.200.045	A3	M8x1 L11 s8	750		Copper capillary
0.200.046	A3	M8x1 L11 s8	850		Copper capillary
0.200.047	A3	M8x1 L11 s8	1,000		Copper capillary
0.200.049	A3	M8x1 L11 s8	1,200		Copper capillary
0.200.050	A3	M8x1 L11 s8	1,500		Copper capillary
0.200.051	A3	M9x1 L13.5 s9	220		Copper capillary
0.200.052	A3	M9x1 L13.5 s9	320	●	Copper capillary
0.200.053	A3	M9x1 L13.5 s9	400		Copper capillary
0.200.054	A3	M9x1 L13.5 s9	500		Copper capillary
0.200.055	A3	M9x1 L13.5 s9	600		Copper capillary
0.200.056	A3	M9x1 L13.5 s9	750		Copper capillary
0.200.210	A3	M9x1 L13.5 s9	750	●	Copper capillary
0.200.057	A3	M9x1 L13.5 s9	850		Copper capillary
0.200.058	A3	M9x1 L13.5 s9	1,000		Copper capillary
0.200.060	A3	M9x1 L13.5 s9	1,200		Copper capillary
0.200.061	A3	M9x1 L13.5 s9	1,500		Copper capillary
0.200.064	A3	M10x1 L10 s8	400		Copper capillary
0.200.067	A3	M10x1 L10 s8	750		Copper capillary
0.200.072	A3	M10x1 L10 s8	1,500		Copper capillary
0.200.260	A3	11/32 ASA L14 s9	1,200		Copper capillary

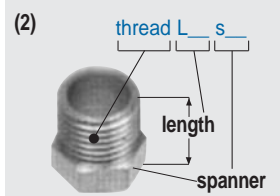
CODES-FEATURES 200 SERIES

Type S tip

CODE	Pilot mounting sleeve ⁽¹⁾	Magnet connection nut ⁽²⁾	Length (mm)	Aluminized tip	Conductor ⁽³⁾
0.200.221	A4	11/32 ASA L14 s9	450	●	Copper capillary
0.200.181	A4	11/32 ASA L14 s9	600	●	Copper capillary
0.200.207	A4	11/32 ASA L14 s9	660		Copper capillary
0.200.198	A4	11/32 ASA L14 s9	750	●	Copper capillary
0.200.179	A4	11/32 ASA L14 s9	1,000	●	Copper capillary
0.200.201	A8	M10x1 L10 s8	320		Copper capillary
0.200.256	A14	M10x1 L10 s8	320		Copper capillary
0.200.251	A15	M9x1 L13.5 s9	450	●	Copper capillary
0.200.211	A17	M9x1 L13.5 s9	1,000	●	Copper capillary
0.200.402	A17	M9x1 L13.5 s9	1,000		Copper capillary
0.200.222	A20	11/32 ASA L14 s9	400	●	Copper capillary
0.200.223	A20	11/32 ASA L14 s9	450	●	Copper capillary
0.200.224	A20	11/32 ASA L14 s9	500	●	Copper capillary
0.200.225	A20	11/32 ASA L14 s9	600	●	Copper capillary
0.200.226	A20	11/32 ASA L14 s9	750	●	Copper capillary
0.200.227	A20	11/32 ASA L14 s9	1,000	●	Copper capillary
0.200.244	A25	11/32 ASA L14 s9	600	●	Copper capillary
0.200.245	A25	11/32 ASA L14 s9	1,000	●	Copper capillary
0.200.259	A25	11/32 ASA L14 s9	1,200	●	Copper capillary
0.200.246	A25	11/32 ASA L14 s9	1,500	●	Copper capillary
0.200.131	A26	M8x1 L11 s8	750		Copper capillary
0.210.418	A28	11/32 ASA L14 s9	600	●	Copper capillary
0.200.243	A31		600	●	Copper capillary
0.200.242	A31		900	●	Copper capillary
0.200.241	A31		1,200	●	Copper capillary
0.200.240	A31		1,800	●	Copper capillary
0.200.501	A33	11/32 ASA L14 s9	400	●	Copper capillary
0.200.502	A33	11/32 ASA L14 s9	450	●	Copper capillary
0.200.503	A33	11/32 ASA L14 s9	500	●	Copper capillary
0.200.504	A33	11/32 ASA L14 s9	550	●	Copper capillary
0.200.505	A33	11/32 ASA L14 s9	600	●	Copper capillary
0.200.247	A34	M9x1 L13.5 s9	320		Copper capillary
0.200.249	A35	M8x1 L11 s8	600		Copper capillary
0.200.250	A36	11/32 ASA L14 s9	600		Copper capillary
0.200.253	A39	M10x1 L10 s8	320	●	Copper capillary
0.200.273	A45	11/32 ASA L14 s9	450		Copper capillary

(1) see pag. 30 to 31

(3) see pag. 36



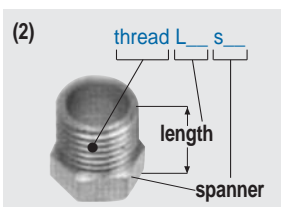
CODES-FEATURES 200 SERIES

Type G tip

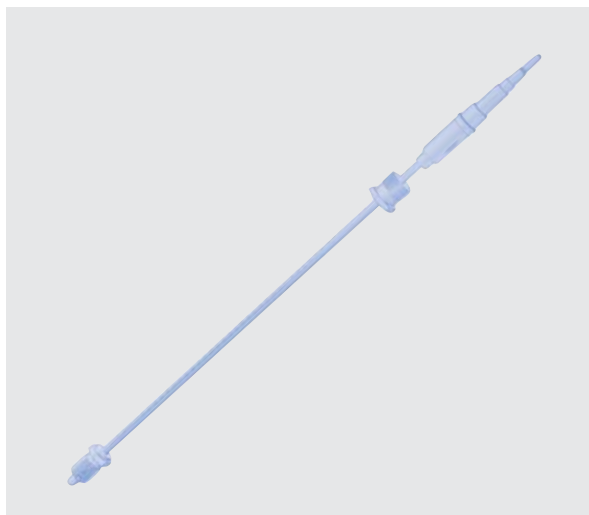
CODE	Pilot mounting sleeve ⁽¹⁾	Magnet connection nut ⁽²⁾	Length (mm)	Aluminized tip	Conductor ⁽³⁾
G1.727.103	A500	M8x1 L12.5 s8	270		Braided wire
G1.703.102	A500	M8x1 L12.5 s8	425		Copper capillary
G1.727.104	A500	M8x1 L12.5 s8	425		Braided wire
G1.727.201	A500	M9x1 L12.5 s9	1,100		Braided wire
G1.723.401	A503	11/32 ASA L13 s9	450		Copper capillary
G1.723.403	A503	11/32 ASA L13 s9	750		Copper capillary
G1.723.405	A503	11/32 ASA L13 s9	900		Copper capillary
G1.712.208	A505	11/32 ASA L13 s9	500		Copper capillary
G1.712.203	A505	11/32 ASA L13 s9	600		Copper capillary
G1.710.304	A506	M10x1 L12.5 s10	500		Copper capillary
G1.710.305	A506	M10x1 L12.5 s10	600		Copper capillary
G1.712.402	A512	11/32 ASA L13 s9	500		Copper capillary
G1.701.114	A514	M8x1 L12.5 s8	200		Copper capillary
G1.701.102	A514	M8x1 L12.5 s8	320		Copper capillary
G1.701.105	A514	M8x1 L12.5 s8	500		Copper capillary
G1.701.109	A514	M8x1 L12.5 s8	1,000		Copper capillary
G1.701.203	A514	M9x1 L12.5 s9	400		Copper capillary
G1.701.213	A514	M9x1 L12.5 s9	800		Copper capillary
G1.701.303	A514	M10x1 L12.5 s10	400		Copper capillary
G1.701.306	A514	M10x1 L12.5 s10	600		Copper capillary
G1.701.309	A514	M10x1 L12.5 s10	1,000		Copper capillary
G1.701.312	A514	M10x1 L12.5 s10	1,500		Copper capillary
G1.701.409	A514	11/32 ASA L13 s9	1,000		Copper capillary
G1.701.418	A514	11/32 ASA L13 s9	1,200		Copper capillary
G1.700.102	A515	M8x1 L12.5 s8	320		Copper capillary
G1.700.113	A515	M8x1 L12.5 s8	800		Copper capillary
G1.700.202	A515	M9x1 L12.5 s9	320		Copper capillary
G1.700.203	A515	M9x1 L12.5 s9	400		Copper capillary
G1.700.204	A515	M9x1 L12.5 s9	450		Copper capillary
G1.700.205	A515	M9x1 L12.5 s9	500		Copper capillary
G1.700.206	A515	M9x1 L12.5 s9	600		Copper capillary
G1.700.209	A515	M9x1 L12.5 s9	1,000		Copper capillary
G1.700.402	A515	11/32 ASA L13 s9	320		Copper capillary
G1.700.404	A515	11/32 ASA L13 s9	450		Copper capillary
G1.712.103	A517	M8x1 L12.5 s8	1,200	●	Copper capillary
G1.717.403	A525	11/32 ASA L13 s9	450		Copper capillary
G1.716.101	A536	M8x1 L12.5 s8	320		Copper capillary
G1.716.305	A536	M10x1 L12.5 s10	600		Copper capillary
G1.712.215	A539	M9x1 L12.5 s9	300		Copper capillary
G1.712.214	A539	M9x1 L12.5 s9	500		Copper capillary
G1.718.413	A549	11/32 ASA L13 s9	520		Copper capillary

(1) see pag. 32 to 35

(3) see pag. 36



THERMOCOUPLES 260 SERIES



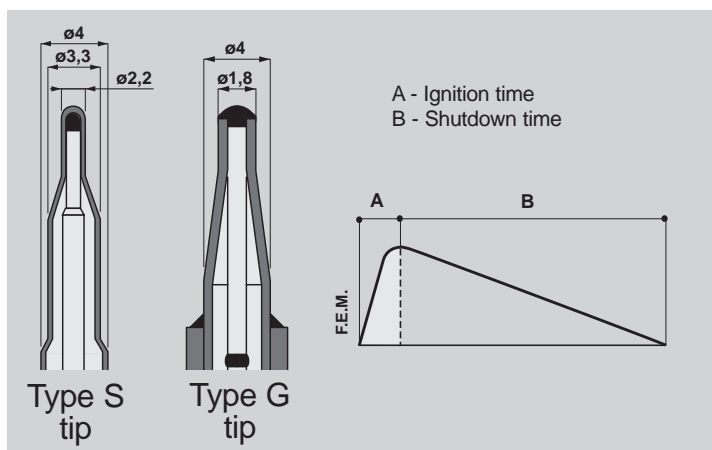
SPECIAL FOR KITCHENS

Very brief opening time on ignition.

The 260 series is particularly suitable for gas cookers in which very brief opening time on ignition is required.

It can be installed directly without a pilot on to the burners of the hob and on the burner of the oven and grill.

CHARACTERISTICS



The 260 series was made for use on gas cookers or for direct applications on flames where the use of pilots is not envisaged.

The intervention time on ignition is very brief and normal on shutdown.

The 260 series thermocouples can be provided in various lengths:

- from 200 to 1,400 mm
- with different mounting sleeves
- with different fixing connectors.

It is also possible to have the tip coated in aluminium alloy to protect against the formation of carbon deposits.

TECHNICAL DATA

• Ignition time	≤ 3 seconds
• Shutdown time	30 - 60 seconds
• F.E.M. at 100 °C	≥ 2 mV
• Resistance	= 9 + (0.015 x L) ± 4 mΩ
• Maximum tip temperature	600 °C
• Fixing connector torque	~ 3 Nm
• Minimum bending radius	≥ 15 mm

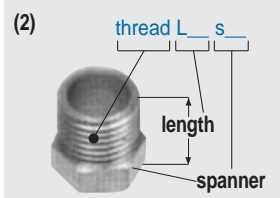
CODES-FEATURES 260 SERIES

Type S tip

CODE	Pilot mounting sleeve ⁽¹⁾	Magnet connection nut ⁽²⁾	Length (mm)	Aluminized tip	Conductor ⁽³⁾
0.260.041	A3	M8x1 L11 s8	220		Copper capillary
0.260.042	A3	M8x1 L11 s8	320		Copper capillary
0.260.151	A3	M8x1 L11 s8	400		Copper capillary
0.260.043	A3	M8x1 L11 s8	450		Copper capillary
0.260.155	A3	M8x1 L11 s8	450	●	Copper capillary
0.260.152	A3	M8x1 L11 s8	850		Copper capillary
0.260.047	A3	M8x1 L11 s8	1,000		Copper capillary
0.260.049	A3	M8x1 L11 s8	1,200		Copper capillary
0.260.154	A3	M8x1 L11 s8	1,200	●	Copper capillary
0.260.150	A3	M8x1 L11 s8	1,400		Copper capillary
0.260.131	A14	M8x1 L11 s8	220	●	Copper capillary
0.260.144	A14	M8x1 L11 s8	220	●	Copper capillary
0.260.139	A14	M8x1 L11 s8	320		Copper capillary
0.260.136	A14	M8x1 L11 s8	400		Copper capillary
0.260.132	A14	M8x1 L11 s8	450	●	Copper capillary
0.260.143	A14	M8x1 L11 s8	450		Copper capillary
0.260.145	A14	M8x1 L11 s8	450	●	Copper capillary
0.260.140	A14	M8x1 L11 s8	500		Copper capillary
0.260.137	A14	M8x1 L11 s8	600		Copper capillary
0.260.138	A14	M8x1 L11 s8	750	●	Copper capillary
0.260.142	A14	M8x1 L11 s8	900		Copper capillary
0.260.141	A14	M8x1 L11 s8	1,200		Copper capillary
0.260.157	A14	M9x1 L11 s9	750	●	Copper capillary
0.260.146	A32	M8x1 L11 s8	220		Copper capillary
0.260.147	A32	M8x1 L11 s8	320		Copper capillary
0.260.148	A32	M8x1 L11 s8	450		Copper capillary
0.260.149	A32	M8x1 L11 s8	600		Copper capillary
0.260.153	A37	M8x1 L11 s8	500	●	Copper capillary
0.260.159	A37	M8x1 L11 s8	750	●	Copper capillary
0.260.156	A40	M8x1 L11 s8	450	●	Copper capillary
0.260.158	A40	M8x1 L11 s8	1,200	●	Copper capillary

(1) see pag. 30 to 31

(3) see pag. 36



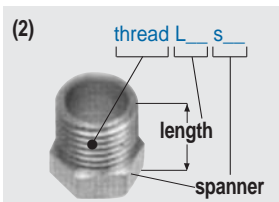
CODES-FEATURES 260 SERIES

Type G tip

CODE	Pilot mounting sleeve ⁽¹⁾	Magnet connection nut ⁽²⁾	Length (mm)	Aluminized tip	Conductor ⁽³⁾
G1.735.118	A514	M8x1 L12.5 s8	200		Copper capillary
G1.731.108	A528	M8x1 L12.5 s8	200		Braided wire
G1.731.133	A528	M8x1 L12.5 s8	220		Copper capillary
G1.734.101	A528	M8x1 L12.5 s8	350		One-wire
G1.731.110	A528	M8x1 L12.5 s8	380		Braided wire
G1.731.101	A528	M8x1 L12.5 s8	600		Copper capillary
G1.731.119	A528	M8x1 L12.5 s8	700		Copper capillary
G1.731.117	A535	M8x1 L12.5 s8	500		Braided wire
G1.731.120	A535	M8x1 L12.5 s8	750		Copper capillary
G1.731.126	A537	M8x1 L12.5 s8	320		Copper capillary
G1.731.127	A537	M8x1 L12.5 s8	500		Copper capillary
G1.736.518	A540		200		One-wire
G1.736.519	A540		230		One-wire
G1.736.522	A540		240		One-wire
G1.736.501	A540		320		One-wire
G1.736.520	A540		440		One-wire
G1.736.521	A540		470		One-wire
G1.736.503	A540		500		One-wire
G1.747.501	A540		600		Double-wire
G1.736.505	A540		750		One-wire
G1.739.112	A540	M8x1 L12.5 s8	200		Braided wire
G1.739.113	A540	M8x1 L12.5 s8	380		Braided wire
G1.739.103	A540	M8x1 L12.5 s8	500		Braided wire
G1.736.509	A541		500		One-wire
G1.736.510	A541		600		One-wire
G1.747.502	A541		750		Double-wire
G1.739.114	A541	M8x1 L12.5 s8	200		Braided wire
G1.739.115	A541	M8x1 L12.5 s8	500		Braided wire
G1.736.517	A542		500		One-wire
G1.736.514	A542		600		One-wire
G1.735.109	A542	M8x1 L12.5 s8	500		Copper capillary
G1.739.109	A542	M8x1 L12.5 s8	500		Braided wire
G1.735.101	A543	M8x1 L12.5 s8	320		Copper capillary
G1.735.103	A543	M8x1 L12.5 s8	500		Copper capillary
G1.735.104	A543	M8x1 L12.5 s8	600		Copper capillary
G1.735.105	A543	M8x1 L12.5 s8	700		Copper capillary
G1.735.113/C	A543	M8x1 L12.5 s8	750		Copper capillary

(1) see pag. 32 to 35

(3) see pag. 36





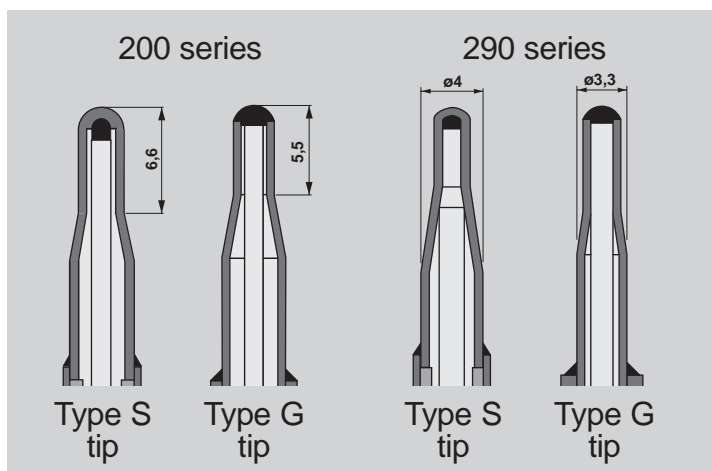
THERMOCOUPLES 270 SERIES



*Thermocouple with interruption
of the thermoelectric circuit.*

The special 270 series is particularly suitable for all gas appliances on which a further degree of safety is required, obtained by inserting a temperature limiter in the thermo-electric circuit.

CHARACTERISTICS



The 270 series is characterised by the interruption of the thermoelectric circuit, between the tip and the terminal. It is therefore possible to insert safety devices (temperature limiters).

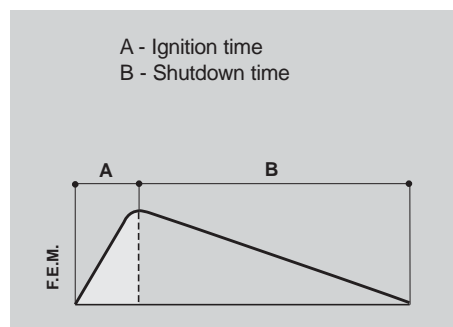
The 270 series thermocouples can be provided in various lengths:

- from 230 to 1,200 mm
- with different mounting sleeves
- with different fixing connectors
- with tips series 200 and 290.

It is also possible to have the tip coated in aluminium alloy to protect against the formation of carbon deposits.

TECHNICAL DATA

- | | |
|---------------------------|---|
| • Ignition time | ≤ 6 seconds |
| • Shutdown time: | - 200 series (30 - 60 seconds)
- 290 series ≤ 30 seconds |
| • F.E.M. at 100 °C | ≥ 2 mV |
| • Resistance | = 9 + (0.015 x L) ± 4 mΩ |
| • Maximum tip temperature | 600 °C |
| • Fixing connector torque | ~ 3 Nm |
| • Minimum bending radius | ≥ 15 mm |



CODES-FEATURES 270 SERIES

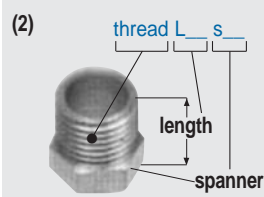
Type S tips

CODE	Pilot mounting sleeve ⁽¹⁾	Magnet connection nut ⁽²⁾	Length (mm)	Conductor ⁽³⁾	Tip type ⁽⁴⁾	Interruption terminals ⁽⁵⁾	C ⁽⁶⁾	Leads (mm) type ⁽⁷⁾	Thermost. (°C)
0.270.423	A1	11/32 ASA L14 s9	320	Copper capillary	A,N		130		
0.270.409	A1	11/32 ASA L14 s9	600	Copper capillary	A,N	F	130		
0.270.412	A1	11/32 ASA L14 s9	600	Copper capillary	N		180		
0.270.434	A1	11/32 ASA L14 s9	600	Copper capillary	N		180	700 NT	
0.270.437	A1	M10x1 L10 s8	600	Copper capillary	N	F	130		
0.270.439	A1	M10x1 L10 s8	1,000	Copper capillary	Q		130	600 HT	
0.270.407	A1	M9x1 L13.5 s9	320	Copper capillary	N		130		
0.270.441	A1	M9x1 L13.5 s9	320	Copper capillary	N	F	130		
0.270.419	A1	M9x1 L13.5 s9	400	Copper capillary	A,N		130		
0.270.449	A1	M9x1 L13.5 s9	525	Copper capillary	A,Q	F	330		
0.270.408	A1	M9x1 L13.5 s9	600	Copper capillary	N	F	130		
0.270.410	A1	M9x1 L13.5 s9	600	Copper capillary	N		180		
0.270.416	A1	M9x1 L13.5 s9	600	Copper capillary	A,N		130		
0.270.422	A1	M9x1 L13.5 s9	600	Copper capillary	A,Q		180		
0.270.436	A1	M9x1 L13.5 s9	600	Copper capillary	A,N		130	600 NT	
0.270.438	A1	M9x1 L13.5 s9	600	Copper capillary	A,N	F	130		
0.270.450	A1	M9x1 L13.5 s9	700	Copper capillary	A,Q	F	330		
0.270.400	A1	M9x1 L13.5 s9	1,000	Copper capillary	N		130		
0.270.426	A1	M9x1 L13.5 s9	1,000	Copper capillary	A,N		130		
0.270.411	A2	11/32 ASA L14 s9	400	Copper capillary	A,Q	F	180		
0.270.428	A2	11/32 ASA L14 s9	400	Copper capillary	A,Q		180	690 NT	
0.270.445	A2	11/32 ASA L14 s9	400	Copper capillary	A,Q		180	300 NT	
0.270.429	A2	11/32 ASA L14 s9	600	Copper capillary	A,Q		180	690 NT	
0.270.447	A2	11/32 ASA L14 s9	600	Copper capillary	A,N		180	150 HT	
0.270.501	A2	11/32 ASA L14 s9	600	Copper capillary	A,N	F	130		
0.270.500	A2	11/32 ASA L14 s9	900	Copper capillary	A,N	F	130		
0.270.432	A2	M10x1 L10 s8	350	Copper capillary	A,Q		130	500 HT	
0.270.502	A2	M10x1 L11 s10	600	Copper capillary	A,N	F	130		
0.270.427	A2	M9x1 L13.5 s9	400	Copper capillary	A,Q		180		
0.270.446	A2	M9x1 L13.5 s9	400	Copper capillary	A,Q		180	400 HT	
0.270.444	A3	11/32 ASA L14 s9	1,000	Copper capillary	N		130	600 HT	
0.270.435	A3	M9x1 L11 s8	1,200	Copper capillary	N		130		
0.270.431	A3	M9x1 L13.5 s9	450	Copper capillary	A,N		130		
0.270.417	A3	M9x1 L13.5 s9	600	Copper capillary	A,N		130		
0.270.424	A10	11/32 ASA L14 s9	600	Copper capillary	A,N		130		

(1) see pag. 30 to 31

(3) see pag. 36

(7) NT: Normal Temperature
HT: High Temperature



(4) A: Aluminized tip
N: series 200 (Normal)
Q: series 290 (Quick off)

(5) F: Faston
R: Ring terminal



CODES-FEATURES 270 SERIES

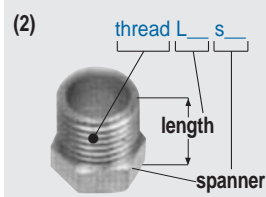
Type S tips

CODE	Pilot mounting sleeve ⁽¹⁾	Magnet connection nut ⁽²⁾	Length (mm)	Conductor ⁽³⁾	Tip type ⁽⁴⁾	Interruption terminals ⁽⁵⁾	C ⁽⁶⁾	Leads (mm) type ⁽⁷⁾	Thermost. (°C)
0.270.425	A14	M10x1 L10 s8	600	Copper capillary	A,Q	F	130		
0.270.440	A14	M10x1 L11 s10	1,000	Copper capillary	A,Q		130	600 HT	
0.270.443	A14	M9x1 L13.5 s9	320	Copper capillary	A,Q		130	500 HT	
0.270.442	A15	M9x1 L13.5 s9	450	Copper capillary	A,N		130		
0.270.405	A17	M9x1 L13.5 s9	1,000	Copper capillary	A,N		130		
0.270.433	A18	M10x1 L10 s8	600	Copper capillary	A,Q		180	150 HT	
0.270.430	A18	M9x1 L13.5 s9	600	Copper capillary	A,Q	F	130		

(1) see pag. 30 to 31

(3) see pag. 36

(7) NT: Normal Temperature
HT: High Temperature



(4) A: Aluminized tip
N: series 200 (Normal)
Q: series 290 (Quick off)

(5) F: Faston
R: Ring terminal



CODES-FEATURES 270 SERIES

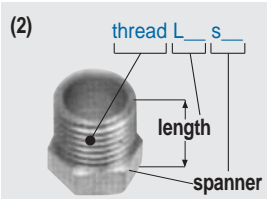
Type G tips

CODE	Pilot mounting sleeve ⁽¹⁾	Magnet connection nut ⁽²⁾	Length (mm)	Conductor ⁽³⁾	Tip type ⁽⁴⁾	Interruption terminals ⁽⁵⁾	C ⁽⁶⁾	Leads (mm) HT ⁽⁷⁾	Thermost. (°C)
G1.900.307		M10x1 L12.5 s10	350	Copper capillary	N		100	600	
G1.900.301		M10x1 L12.5 s10	550	Copper capillary	N		150	500	
G1.740.102	A500	M8x1 L12.5 s8	390	Braided wire	N	F	145	47	
G1.919.404	A501	11/32 ASA L13 s9	900	Copper capillary	Q	F	300	350	
G1.915.303	A502	M10x1 L12.5 s10	520	Copper capillary	N	R	270	450	
G1.915.302	A502	M10x1 L12.5 s10	680	Copper capillary	N	R	390	550	
G1.915.301	A502	M10x1 L12.5 s10	600	Copper capillary	N	R	310	290	
G1.915.304	A502	M10x1 L12.5 s10	600	Copper capillary	N	R	290	450	
G1.918.001	A504		400	Double-wire	N		200	600	
G1.918.004	A504		600	Double-wire	N	F	300	800	
G1.918.003	A504		800	Double-wire	N	F	400	800	
G1.918.006	A504		800	Double-wire	N		400	800	105
G1.918.463	A504	11/32 ASA L13 s9	300	Double-wire	N		150	660	
G1.918.458	A504	11/32 ASA L13 s9	600	Double-wire	N		150	600	
G1.918.485	A504	11/32 ASA L13 s9	400	Double-wire	N		200	1020	
G1.918.420	A504	11/32 ASA L13 s9	600	Double-wire	N		300	600	105
G1.918.433	A504	11/32 ASA L13 s9	600	Double-wire	N		300	980	
G1.918.441	A504	11/32 ASA L13 s9	600	Double-wire	N		300	500	
G1.918.476	A504	11/32 ASA L13 s9	600	Double-wire	N		300	1300	
G1.918.487	A504	11/32 ASA L13 s9	600	Double-wire	N		300	1170	
G1.918.105	A504	M8x1 L12.5 s8	230	Double-wire	N	F	50	180	
G1.918.108	A504	M8x1 L12.5 s8	300	Double-wire	N		150	980	
G1.918.107	A504	M8x1 L12.5 s8	320	Double-wire	N	F	220	150	
G1.918.116	A504	M8x1 L12.5 s8	400	Double-wire	N	F	300	150	
G1.918.106	A504	M8x1 L12.5 s8	450	Double-wire	N	F	350	150	
G1.918.118	A504	M8x1 L12.5 s8	450	Double-wire	N		150	400	
G1.918.101	A504	M8x1 L12.5 s8	600	Double-wire	N		100	700	110
G1.918.115	A504	M8x1 L12.5 s8	600	Double-wire	A,N		290	800	
G1.918.111	A504	M8x1 L12.5 s8	650	Double-wire	N		350	500	105
G1.918.237	A504	M9x1 L12.5 s9	300	Double-wire	N		150	500	
G1.918.282	A504	M9x1 L12.5 s9	300	Double-wire	N		150	1350	
G1.918.251	A504	M9x1 L12.5 s9	500	Double-wire	N		250	1230	
G1.918.270	A504	M9x1 L12.5 s9	400	Double-wire	N		200	840-530-310	80-105
G1.918.279	A504	M9x1 L12.5 s9	400	Double-wire	N		200	840-530-310	80-95
G1.918.264	A504	M9x1 L12.5 s9	410	Double-wire	N		165	1100	105

(1) see pag. 32 to 35

(3) see pag. 36

(7) NT: Normal Temperature
HT: High Temperature



(4) A: Aluminized tip
N: series 200 (Normal)
Q: series 290 (Quick off)

(5) F: Faston
R: Ring terminal



CODES-FEATURES 270 SERIES

Type G tips

CODE	Pilot mounting sleeve ⁽¹⁾	Magnet connection nut ⁽²⁾	Length (mm)	Conductor ⁽³⁾	Tip type ⁽⁴⁾	Interruption terminals ⁽⁵⁾	C ⁽⁶⁾	Leads (mm) HT ⁽⁷⁾	Thermost. (°C)
G1.918.281	A504	M9x1 L12.5 s9	500	Double-wire	N	F	250	250	
G1.918.213	A504	M9x1 L12.5 s9	600	Double-wire	N	F	50	450	
G1.918.202	A504	M9x1 L12.5 s9	600	Double-wire	N	F	525	150	
G1.918.230	A504	M9x1 L12.5 s9	600	Double-wire	N		300	980	
G1.918.265	A504	M9x1 L12.5 s9	600	Double-wire	N		300	600	
G1.918.286	A504	M9x1 L12.5 s9	600	Double-wire	N		300	400	105
G1.918.276	A504	M9x1 L12.5 s9	750	Double-wire	N	F	200	300	
G1.918.275	A504	M9x1 L12.5 s9	800	Double-wire	N	F	640	1200	
G1.918.287	A504	M9x1 L12.5 s9	1,000	Double-wire	N		650	700	105
G1.914.201	A505	M9x1 L12.5 s9	890	Copper capillary	N	F	600	250	
G1.919.307	A506	M10x1 L12.5 s10	500	Copper capillary	N	F	150	700	
G1.919.303	A506	M10x1 L12.5 s10	550	Copper capillary	N	F	150	600	
G1.919.306	A506	M10x1 L12.5 s10	600	Copper capillary	N	F	150	50	
G1.919.314	A506	M10x1 L12.5 s10	600	Copper capillary	N	F	300	600	
G1.914.405	A507	11/32 ASA L13 s9	400	Copper capillary	Q		200	694	
G1.914.408	A507	11/32 ASA L13 s9	400	Copper capillary	Q		200	694	110
G1.914.407	A507	11/32 ASA L13 s9	500	Copper capillary	A,Q		200	694	
G1.913.409	A508	11/32 ASA L13 s9	500	Double-wire	N		250	700	105
G1.913.409CL	A508	11/32 ASA L13 s9	500	Double-wire	N		250	700	105
G1.913.410	A508	11/32 ASA L13 s9	500	Double-wire	N	F	250	700	
G1.913.411	A508	11/32 ASA L13 s9	800	Double-wire	N		350	310	105
G1.913.411CL	A508	11/32 ASA L13 s9	800	Double-wire	N		350	310	105
G1.924.102	A510	M8x1 L12.5 s8	320	Double-wire	Q	F	160	250-370	
G1.919.109	A514	M8x1 L12.5 s8	350	Copper capillary	Q	F	175	50	
G1.920.104	A514	M8x1 L12.5 s8	400	Double-wire	Q		200	420	
G1.919.110	A514	M8x1 L12.5 s8	600	Copper capillary	Q	F	300	50	
G1.919.113	A514	M8x1 L12.5 s8	790	Copper capillary	Q	F	500	250	
G1.919.108	A514	M8x1 L12.5 s8	800	Copper capillary	Q	F	140	150	
G1.902.409	A515	11/32 ASA L13 s9	600	Copper capillary	N	F	300	600	
G1.902.436	A515	11/32 ASA L13 s9	600	Copper capillary	N		300	600	
G1.902.434	A515	11/32 ASA L13 s9	600	Copper capillary	N		300	500	
G1.902.427	A515	11/32 ASA L13 s9	570	Copper capillary	N	F	265	850	
G1.902.431	A515	11/32 ASA L13 s9	630	Copper capillary	N	F	225	700	
G1.902.418	A515	11/32 ASA L13 s9	730	Copper capillary	N		330	500	
G1.902.424	A515	11/32 ASA L13 s9	730	Copper capillary	N		330	850-1200	75
G1.902.423	A515	11/32 ASA L13 s9	800	Copper capillary	N	F	400	400	
G1.900.309	A515	M10x1 L12.5 s10	550	Copper capillary	N		150	400	
G1.902.304	A515	M10x1 L12.5 s10	1,000	Copper capillary	N	F	500	600	
G1.902.105	A515	M8x1 L12.5 s8	370	Copper capillary	Q	F	70	800	
G1.919.111	A515	M8x1 L12.5 s8	450	Copper capillary	Q	F	200	200	
G1.902.107	A515	M8x1 L12.5 s8	450	Copper capillary	Q		100	400	

CODES-FEATURES 270 SERIES

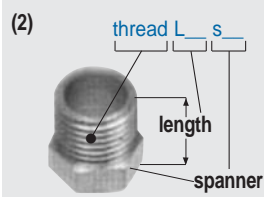
Type G tips

CODE	Pilot mounting sleeve ⁽¹⁾	Magnet connection nut ⁽²⁾	Length (mm)	Conductor ⁽³⁾	Tip type ⁽⁴⁾	Interruption terminals ⁽⁵⁾	C ⁽⁶⁾	Leads (mm) HT ⁽⁷⁾	Thermost. (°C)
G1.902.108	A515	M8x1 L12.5 s8	510	Copper capillary	Q		255	400	
G1.902.225	A515	M8x1 L12.5 s8	600	Copper capillary	N	F	300	50	
G1.919.207	A515	M9x1 L12.5 s9	400	Copper capillary	Q	F	180	400	
G1.902.229	A515	M9x1 L12.5 s9	400	Copper capillary	Q	F	200	250	
G1.902.226	A515	M9x1 L12.5 s9	600	Copper capillary	N	F	300	50	
G1.902.228	A515	M9x1 L12.5 s9	600	Copper capillary	N		300	600	
G1.919.206	A515	M9x1 L12.5 s9	600	Copper capillary	Q	F	200	600	
G1.902.227	A515	M9x1 L12.5 s9	800	Copper capillary	N		400	50	
G1.902.201	A515	M9x1 L12.5 s9	800	Copper capillary	N	F	400	400	
G1.902.219	A515	M9x1 L12.5 s9	800	Copper capillary	Q	F	300	900	
G1.902.221	A515	M9x1 L12.5 s9	800	Copper capillary	Q	F	400	400	
G1.917.427	A519	11/32 ASA L13 s9	600	Double-wire	N		300	980	
G1.917.202	A519	M9x1 L12.5 s9	600	Double-wire	N		300	980	
G1.917.203	A520	M9x1 L12.5 s9	1,000	Double-wire	Q	F	150	600	
G1.919.406	A527	11/32 ASA L13 s9	510	Double-wire	Q		255	700	105
G1.921.412	A527	11/32 ASA L13 s9	510	Double-wire	N		280	1500	95-110
G1.921.413	A527	11/32 ASA L13 s9	510	Double-wire	N		280	710-220	75-105
G1.921.414	A527	11/32 ASA L13 s9	510	Double-wire	N		280	720-460-260	75-95
G1.921.415	A527	11/32 ASA L13 s9	510	Double-wire	N		280	700	95
G1.918.113	A529	M8x1 L12.5 s8	320	Double-wire	N	F	220	150	
G1.918.121	A529	M8x1 L12.5 s8	420	Double-wire	N	F	320	150	
G1.919.205	A533	M9x1 L12.5 s9	600	Copper capillary	Q		300	50	
G1.919.204	A533	M9x1 L12.5 s9	600	Copper capillary	Q	F	300	400	
G1.917.204	A533	M9x1 L12.5 s9	750	Double-wire	Q	F	200	300	
G1.924.301	A534	M10x1 L12.5 s10	800	Double-wire	Q	F	400	1000-750	
G1.919.105	A545	M8x1 L12.5 s8	395	Copper capillary	N	F	115	440-540	

(1) see pag. 32 to 35

(3) see pag. 36

(7) NT: Normal Temperature
HT: High Temperature




(4) A: Aluminized tip
N: series 200 (Normal)
Q: series 290 (Quick off)

(5) F: Faston
R: Ring terminal



THERMOCOUPLES 280 SERIES



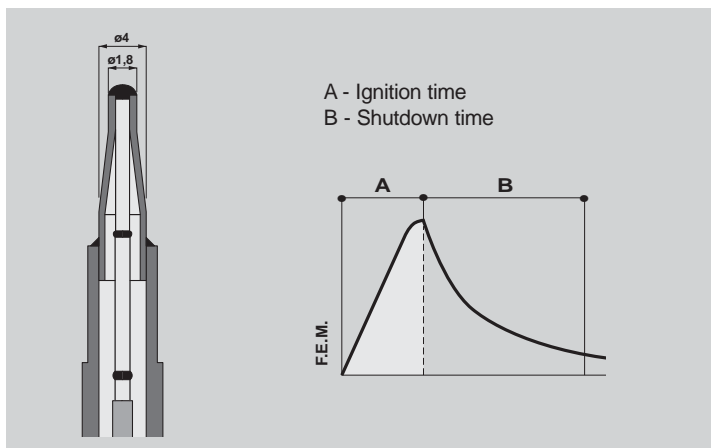
SUITABLE FOR COOKING TOPS

Very short closure time on ignition and on shutdown.

The ultra-quick 280 series is particularly suitable for all those gas appliances in which a very short time on ignition and on shutdown is required.

They are suitable for cooking tops, where a very short ignition time improves the switch on operations and the short closure time on shutdown increases safety.

CHARACTERISTICS



The 280 series is made for use on all those gas appliances in which a very short time is required on ignition and on shutdown. The 280 series thermocouples can be provided in various lengths:

- from 200 to 1,500 mm
- with different mounting sleeves
- with different fixing connectors.

TECHNICAL DATA

- | | |
|---------------------------|--------------------------|
| • Ignition time | ≤ 2 secondi |
| • Shutdown time | ≤ 15 secondi |
| • F.E.M. at 100 °C | ≥ 2 mV |
| • Resistance | = 9 + (0.015 x L) ± 4 mΩ |
| • Maximum tip temperature | 600 °C |
| • Fixing connector torque | ~ 3 Nm |
| • Minimum bending radius | ≥ 15 mm |

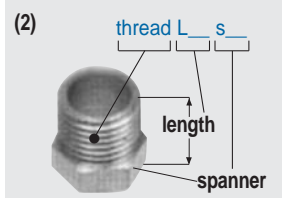
CODES-FEATURES 280 SERIES

Type G tip


CODE	Pilot mounting sleeve ⁽¹⁾	Magnet connection nut ⁽²⁾	Length (mm)	Aluminized tip	Conductor ⁽³⁾
G1.733.109	A514	M8x1 L12.5 s8	600		Copper capillary
G1.733.110	A514	M8x1 L12.5 s8	1,200		Copper capillary
G1.733.201	A515	M9x1 L12.5 s9	200		Copper capillary
G1.733.202	A515	M9x1 L12.5 s9	500		Copper capillary
G1.733.204	A515	M9x1 L12.5 s9	850		Copper capillary
G1.733.203	A515	M9x1 L12.5 s9	1,500		Copper capillary
G1.733.111	A536	M8x1 L12.5 s8	1,500		Copper capillary
G1.737.105	A540	M8x1 L12.5 s8	200		One-wire
G1.737.104	A540	M8x1 L12.5 s8	380		One-wire
G1.737.103	A540	M8x1 L12.5 s8	500		One-wire
G1.737.106	A541	M8x1 L12.5 s8	200		One-wire
G1.737.102	A541	M8x1 L12.5 s8	500		One-wire
G1.737.101	A542	M8x1 L12.5 s8	500		One-wire

(1) see pag. 32 to 35

(3) see pag. 36



THERMOCOUPLES 290 SERIES



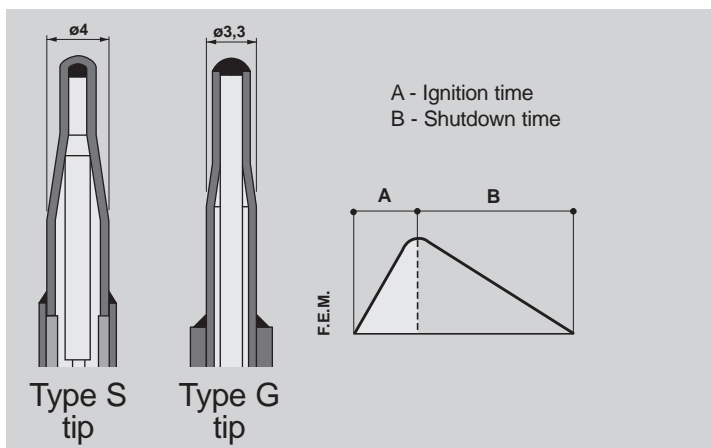
SPECIAL FOR BOILERS

Very brief closure time on shutdown.

The 290 series is particularly suitable for all those gas appliances in which a very brief closure time on shutdown is required.

They are suitable for gas boilers and unit heaters in which - alongside shutdown speed - long life in particularly difficult working conditions is required.

CHARACTERISTICS



The 290 series is made for use on all those gas appliances in which a very brief closure time is required on shutdown together with long life in particularly difficult working conditions. The 290 series thermocouples can be provided in various lengths:

- from 200 to 2,500 mm
- with different mounting sleeves
- with different fixing connectors.

It is also possible to have the tip coated in aluminium alloy to protect against the formation of carbon deposits.

TECHNICAL DATA

• Ignition time	≤ 6 seconds
• Shutdown time	≤ 30 seconds
• F.E.M. at 100 °C	≥ 2 mV
• Resistance	= 9 + (0.015 x L) ± 4 mΩ
• Maximum tip temperature	600 °C
• Fixing connector torque	~ 3 Nm
• Minimum bending radius	≥ 15 mm

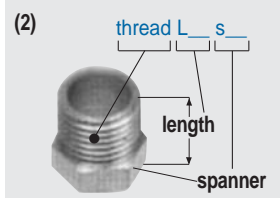
CODES-FEATURES 290 SERIES

Type S tip

CODE	Pilot mounting sleeve ⁽¹⁾	Magnet connection nut ⁽²⁾	Length (mm)	Aluminized tip	Conductor ⁽³⁾
0.290.202	A1	M9x1 L13.5 s9	260	●	Copper capillary
0.290.012	A1	M9x1 L13.5 s9	320		Copper capillary
0.290.208	A1	M9x1 L13.5 s9	320		Copper capillary
0.290.191	A1	M9x1 L13.5 s9	400	●	Nickel plated capillary
0.290.013	A1	M9x1 L13.5 s9	400		Copper capillary
0.290.134	A1	M9x1 L13.5 s9	400	●	Copper capillary
0.290.015	A1	M9x1 L13.5 s9	500		Copper capillary
0.290.016	A1	M9x1 L13.5 s9	600		Copper capillary
0.290.203	A1	M9x1 L13.5 s9	600	●	Copper capillary
0.290.017	A1	M9x1 L13.5 s9	750		Copper capillary
0.290.018	A1	M9x1 L13.5 s9	850		Copper capillary
0.290.172	A1	M9x1 L13.5 s9	850	●	Copper capillary
0.290.019	A1	M9x1 L13.5 s9	1,000		Copper capillary
0.290.021	A1	M9x1 L13.5 s9	1,200		Copper capillary
0.290.022	A1	M9x1 L13.5 s9	1,500		Copper capillary
0.290.135	A1	11/32 ASA L14 s9	220	●	Copper capillary
0.290.144	A1	11/32 ASA L14 s9	320	●	Copper capillary
0.290.129	A1	11/32 ASA L14 s9	450	●	Copper capillary
0.290.146	A1	11/32 ASA L14 s9	500		Copper capillary
0.290.024	A1	11/32 ASA L14 s9	600		Copper capillary
0.290.025	A1	11/32 ASA L14 s9	850		Copper capillary
0.290.059	A1	M10x1 L10 s8	400		Copper capillary
0.290.062	A1	M10x1 L10 s8	600		Copper capillary
0.290.064	A1	M10x1 L10 s8	850		Copper capillary
0.290.196	A1	M10x1 L10 s8	1,000		Copper capillary
0.290.068	A1	M10x1 L10 s8	1,500		Copper capillary
0.290.177	A1	M10x1 L11 s8	450	●	Copper capillary
0.290.003	A1	M8x1 L11 s8	450		Copper capillary
0.290.004	A1	M8x1 L11 s8	600		Copper capillary
0.290.010	A1	M8x1 L11 s8	1,500		Copper capillary
0.290.171	A1	M8x1 L11 s8	1,500	●	Copper capillary
0.290.082	A2	M9x1 L13.5 s9	320	●	Copper capillary
0.290.083	A2	M9x1 L13.5 s9	400	●	Copper capillary
0.290.176	A2	M9x1 L13.5 s9	400		Copper capillary
0.290.084	A2	M9x1 L13.5 s9	450	●	Copper capillary
0.290.085	A2	M9x1 L13.5 s9	500	●	Copper capillary
0.290.086	A2	M9x1 L13.5 s9	600	●	Copper capillary

(1) see pag. 30 to 31

(3) see pag. 36



CODES-FEATURES 290 SERIES

Type S tip

CODE	Pilot mounting sleeve ⁽¹⁾	Magnet connection nut ⁽²⁾	Length (mm)	Aluminized tip	Conductor ⁽³⁾
0.290.179	A2	M9x1 L13.5 s9	600		Copper capillary
0.290.087	A2	M9x1 L13.5 s9	750	●	Copper capillary
0.290.088	A2	M9x1 L13.5 s9	850	●	Copper capillary
0.290.089	A2	M9x1 L13.5 s9	1,000	●	Copper capillary
0.290.091	A2	M9x1 L13.5 s9	1,200	●	Copper capillary
0.290.207	A2	11/32 ASA L14 s9	320	●	Copper capillary
0.290.200	A2	11/32 ASA L14 s9	320	●	Copper capillary
0.290.201	A2	11/32 ASA L14 s9	400	●	Copper capillary
0.290.136	A2	11/32 ASA L14 s9	450	●	Copper capillary
0.290.118	A2	11/32 ASA L14 s9	600	●	Copper capillary
0.290.181	A2	11/32 ASA L14 s9	850	●	Copper capillary
0.290.120	A2	11/32 ASA L14 s9	1,000	●	Copper capillary
0.290.178	A2	M10x1 L10 s8	260	●	Copper capillary
0.290.095	A2	M10x1 L10 s8	400	●	Copper capillary
0.290.097	A2	M10x1 L10 s8	500	●	Copper capillary
0.290.098	A2	M10x1 L10 s8	600	●	Copper capillary
0.290.173	A2	M10x1 L10 s8	750	●	Copper capillary
0.290.101	A2	M10x1 L10 s8	1,000	●	Copper capillary
0.290.106	A2	M8x1 L11 s8	320	●	Copper capillary
0.290.110	A2	M8x1 L11 s8	600	●	Copper capillary
0.290.168	A2	M8x1 L11 s8	850	●	Copper capillary
0.290.164	A14	M9x1 L13.5 s9	320	●	Copper capillary
0.290.169	A14	M9x1 L13.5 s9	500	●	Copper capillary
0.290.162	A14	11/32 ASA L14 s9	400	●	Copper capillary
0.290.147	A14	M10x1 L10 s8	320	●	Copper capillary
0.290.137	A14	M10x1 L10 s8	500	●	Copper capillary
0.290.187	A14	M10x1 L10 s8	750	●	Copper capillary
0.290.197	A14	M10x1 L11 s8	1,000	●	Copper capillary
0.290.148	A14	M10x1 L18 s8	220	●	Copper capillary
0.290.183	A14	M10x1 L18 s8	220	●	Copper capillary
0.290.199	A15	M9x1 L13.5 s9	400	●	Copper capillary
0.290.124	A15	11/32 ASA L14 s9	600	●	Nickel plated capillary
0.290.125	A15	11/32 ASA L14 s9	1,200	●	Copper capillary
0.290.145	A15	M10x1 L10 s8	220	●	Copper capillary
0.290.122	A15	M10x1 L10 s8	500	●	Copper capillary
0.290.126	A15	M10x1 L10 s8	750	●	Copper capillary
0.290.170	A17	11/32 ASA L14 s9	260	●	Copper capillary
0.290.165	A17	11/32 ASA L14 s9	400	●	Copper capillary
0.290.192	A17	11/32 ASA L14 s9	750	●	Copper capillary
0.290.149	A18	M9x1 L13.5 s9	220	●	Copper capillary
0.290.166	A18	M9x1 L13.5 s9	280	●	Copper capillary
0.290.161	A18	M9x1 L13.5 s9	400	●	Copper capillary
0.290.167	A18	M9x1 L13.5 s9	400	●	Copper capillary

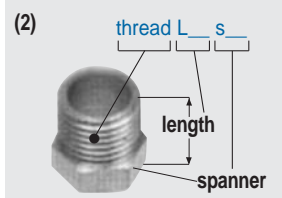
CODES-FEATURES 290 SERIES

Type S tip

CODE	Pilot mounting sleeve ⁽¹⁾	Magnet connection nut ⁽²⁾	Length (mm)	Aluminized tip	Conductor ⁽³⁾
0.290.150	A18	M9x1 L13.5 s9	600	●	Copper capillary
0.290.160	A18	M9x1 L13.5 s9	750	●	Copper capillary
0.290.151	A18	M9x1 L13.5 s9	1,000	●	Copper capillary
0.290.152	A18	M9x1 L13.5 s9	1,200	●	Copper capillary
0.290.092	A18	M9x1 L13.5 s9	1,500	●	Copper capillary
0.290.156	A18	11/32 ASA L14 s9	400	●	Copper capillary
0.290.174	A18	11/32 ASA L14 s9	750	●	Copper capillary
0.290.153	A18	M10x1 L10 s8	320	●	Copper capillary
0.290.154	A18	M10x1 L10 s8	500	●	Copper capillary
0.290.188	A18	M10x1 L10 s8	750	●	Copper capillary
0.290.155	A18	M10x1 L10 s8	1,000	●	Copper capillary
0.290.198	A18	M8x1 L11 s8	400	●	Copper capillary

(1) see pag. 30 to 31

(3) see pag. 36



CODES-FEATURES 290 SERIES

Type G tip

CODE	Pilot mounting sleeve ⁽¹⁾	Magnet connection nut ⁽²⁾	Length (mm)	Aluminized tip	Conductor ⁽³⁾
G1.041.313		M10x1 L12.5 s10	320		Copper capillary
G1.702.014			200		Copper capillary
G1.702.016			250		Copper capillary
G1.702.003			320		Copper capillary
G1.702.006			400		Copper capillary
G1.702.001			500		Copper capillary
G1.702.008			600		Copper capillary
G1.702.005			900		Copper capillary
G1.715.104	A509	M8x1 L12.5 s8	450		Copper capillary
G1.715.301	A509	M10x1 L12.5 s10	280		Copper capillary
G1.727.101	A511	M8x1 L12.5 s8	450		Braided wire
G1.727.102	A511	M8x1 L12.5 s8	600		Braided wire
G1.733.103	A511	M8x1 L12.5 s8	600		Copper capillary
G1.711.402	A513	11/32 ASA L13 s9	600		Copper capillary
G1.711.403	A513	11/32 ASA L13 s9	900		Copper capillary
G1.711.401	A513	11/32 ASA L13 s9	1,200		Copper capillary
G1.708.205	A513	M9x1 L12.5 s9	1,200		Copper capillary
G1.041.411	A514	11/32 ASA L13 s9	450		Copper capillary
G1.041.101	A514	M8x1 L12.5 s8	200		Copper capillary
G1.041.109	A514	M8x1 L12.5 s8	220		Copper capillary
G1.041.112	A514	M8x1 L12.5 s8	250		Copper capillary
G1.041.102	A514	M8x1 L12.5 s8	300		Copper capillary
G1.041.113	A514	M8x1 L12.5 s8	320		Copper capillary
G1.727.105	A514	M8x1 L12.5 s8	320		Braided wire
G1.041.124	A514	M8x1 L12.5 s8	380		Copper capillary
G1.041.103	A514	M8x1 L12.5 s8	400		Copper capillary
G1.041.111	A514	M8x1 L12.5 s8	450		Copper capillary
G1.041.111/N	A514	M8x1 L12.5 s8	450		Copper capillary
G1.743.101	A514	M8x1 L12.5 s8	450		Braided wire
G1.041.104	A514	M8x1 L12.5 s8	500		Copper capillary
G1.041.105	A514	M8x1 L12.5 s8	600		Copper capillary
G1.041.116	A514	M8x1 L12.5 s8	750		Copper capillary
G1.041.114	A514	M8x1 L12.5 s8	850		Copper capillary
G1.041.118	A514	M8x1 L12.5 s8	900		Copper capillary
G1.041.107	A514	M8x1 L12.5 s8	1,000		Copper capillary
G1.041.115	A514	M8x1 L12.5 s8	1,200		Copper capillary
G1.041.108	A514	M8x1 L12.5 s8	1,500		Copper capillary
G1.041.202	A514	M9x1 L12.5 s9	300		Copper capillary
G1.041.211	A514	M9x1 L12.5 s9	320		Copper capillary
G1.041.205	A514	M9x1 L12.5 s9	600		Copper capillary
G1.041.206	A514	M9x1 L12.5 s9	800		Copper capillary
G1.041.214	A514	M9x1 L12.5 s9	850		Copper capillary
G1.041.218	A514	M9x1 L12.5 s9	900		Copper capillary

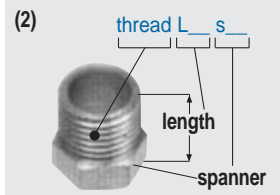
CODES-FEATURES 290 SERIES

Type G tip

CODE	Pilot mounting sleeve ⁽¹⁾	Magnet connection nut ⁽²⁾	Length (mm)	Aluminized tip	Conductor ⁽³⁾
G1.041.207	A514	M9x1 L12.5 s9	1,000		Copper capillary
G1.041.215	A514	M9x1 L12.5 s9	1,200		Copper capillary
G1.041.208	A514	M9x1 L12.5 s9	1,500		Copper capillary
G1.041.311	A514	M10x1 L12.5 s10	450		Copper capillary
G1.041.304	A514	M10x1 L12.5 s10	500		Copper capillary
G1.041.317	A514	M10x1 L12.5 s10	750		Copper capillary
G1.041.307	A514	M10x1 L12.5 s10	1,000		Copper capillary
G1.041.902/B	A514		320+130		Copper capillary
G1.040.418	A515	11/32 ASA L13 s9	220		Copper capillary
G1.040.413	A515	11/32 ASA L13 s9	320		Copper capillary
G1.040.403	A515	11/32 ASA L13 s9	400		Copper capillary
G1.040.411	A515	11/32 ASA L13 s9	450		Copper capillary
G1.040.420	A515	11/32 ASA L13 s9	450		Copper capillary
G1.040.404	A515	11/32 ASA L13 s9	500		Copper capillary
G1.040.405	A515	11/32 ASA L13 s9	600		Copper capillary
G1.040.406	A515	11/32 ASA L13 s9	800		Copper capillary
G1.040.414	A515	11/32 ASA L13 s9	850		Copper capillary
G1.040.409	A515	11/32 ASA L13 s9	900		Copper capillary
G1.040.407	A515	11/32 ASA L13 s9	1,000		Copper capillary
G1.040.415	A515	11/32 ASA L13 s9	1,200		Copper capillary
G1.040.408	A515	11/32 ASA L13 s9	1,500		Copper capillary
G1.040.101	A515	M8x1 L12.5 s8	200		Copper capillary
G1.040.110	A515	M8x1 L12.5 s8	220		Copper capillary
G1.040.112	A515	M8x1 L12.5 s8	250		Copper capillary
G1.040.102	A515	M8x1 L12.5 s8	300		Copper capillary
G1.040.113	A515	M8x1 L12.5 s8	320		Copper capillary
G1.040.121	A515	M8x1 L12.5 s8	350		Copper capillary
G1.040.122	A515	M8x1 L12.5 s8	380		Copper capillary
G1.718.128	A515	M8x1 L12.5 s8	380		Copper capillary
G1.040.103	A515	M8x1 L12.5 s8	400		Copper capillary
G1.040.111	A515	M8x1 L12.5 s8	450		Copper capillary
G1.040.104	A515	M8x1 L12.5 s8	500		Copper capillary
G1.040.105	A515	M8x1 L12.5 s8	600		Copper capillary
G1.040.116	A515	M8x1 L12.5 s8	700		Copper capillary
G1.040.117	A515	M8x1 L12.5 s8	750		Copper capillary
G1.040.106	A515	M8x1 L12.5 s8	800		Copper capillary
G1.040.114	A515	M8x1 L12.5 s8	850		Copper capillary

(1) see pag. 32 to 35

(3) see pag. 36



CODES-FEATURES 290 SERIES

Type G tip

CODE	Pilot mounting sleeve ⁽¹⁾	Magnet connection nut ⁽²⁾	Length (mm)	Aluminized tip	Conductor ⁽³⁾
G1.040.118	A515	M8x1 L12.5 s8	900		Copper capillary
G1.040.107	A515	M8x1 L12.5 s8	1,000		Copper capillary
G1.040.109	A515	M8x1 L12.5 s8	1,200		Copper capillary
G1.040.108	A515	M8x1 L12.5 s8	1,500		Copper capillary
G1.040.201	A515	M9x1 L12.5 s9	200		Copper capillary
G1.040.202	A515	M9x1 L12.5 s9	300		Copper capillary
G1.040.213	A515	M9x1 L12.5 s9	320		Copper capillary
G1.040.203	A515	M9x1 L12.5 s9	400		Copper capillary
G1.040.211	A515	M9x1 L12.5 s9	450		Copper capillary
G1.040.204	A515	M9x1 L12.5 s9	500		Copper capillary
G1.040.205	A515	M9x1 L12.5 s9	600		Copper capillary
G1.040.216	A515	M9x1 L12.5 s9	700		Copper capillary
G1.040.217	A515	M9x1 L12.5 s9	750		Copper capillary
G1.040.206	A515	M9x1 L12.5 s9	800		Copper capillary
G1.040.214	A515	M9x1 L12.5 s9	850		Copper capillary
G1.040.218	A515	M9x1 L12.5 s9	900		Copper capillary
G1.040.207	A515	M9x1 L12.5 s9	1,000		Copper capillary
G1.040.209	A515	M9x1 L12.5 s9	1,200		Copper capillary
G1.040.208	A515	M9x1 L12.5 s9	1,500		Copper capillary
G1.040.222	A515	M9x1 L12.5 s9	2,500		Copper capillary
G1.040.313	A515	M10x1 L12.5 s10	320		Copper capillary
G1.040.303	A515	M10x1 L12.5 s10	400		Copper capillary
G1.040.304	A515	M10x1 L12.5 s10	500		Copper capillary
G1.040.305	A515	M10x1 L12.5 s10	600		Copper capillary
G1.040.317	A515	M10x1 L12.5 s10	750		Copper capillary
G1.040.314	A515	M10x1 L12.5 s10	850		Copper capillary
G1.040.307	A515	M10x1 L12.5 s10	1,000		Copper capillary
G1.040.308	A515	M10x1 L12.5 s10	1,500		Copper capillary
G1.714.401	A516	11/32 ASA L13 s9	450		Copper capillary
G1.714.403	A516	11/32 ASA L13 s9	600		Copper capillary
G1.714.404	A516	11/32 ASA L13 s9	750		Copper capillary
G1.714.202	A516	M9x1 L12.5 s9	650		Copper capillary
G1.714.201	A516	M9x1 L12.5 s9	900		Copper capillary
G1.714.203	A516	M9x1 L12.5 s9	1,300		Copper capillary
G1.708.402	A518	11/32 ASA L13 s9	400		Copper capillary
G1.708.404	A518	11/32 ASA L13 s9	600		Copper capillary
G1.708.406	A518	11/32 ASA L13 s9	900		Copper capillary
G1.708.407	A518	11/32 ASA L13 s9	1,000		Copper capillary
G1.708.401	A518	11/32 ASA L13 s9	1,200		Copper capillary
G1.727.005	A524		425		Braided wire
G1.727.001	A524		600		Braided wire
G1.727.002	A524		900		Braided wire
G1.727.003	A524		1,200		Braided wire

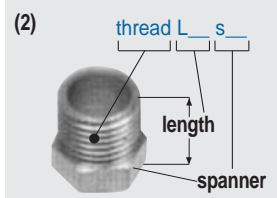
CODES-FEATURES 290 SERIES

Type G tip

CODE	Pilot mounting sleeve ⁽¹⁾	Magnet connection nut ⁽²⁾	Length (mm)	Aluminized tip	Conductor ⁽³⁾
G1.717.404	A525	11/32 ASA L13 s9	500		Copper capillary
G1.717.401	A525	11/32 ASA L13 s9	750		Copper capillary
G1.712.107	A526	M8x1 L12.5 s8	320		Copper capillary
G1.712.108	A526	M8x1 L12.5 s8	600		Copper capillary
G1.738.101	A530	M8x1 L12.5 s8	1,300		One-wire
G1.733.106	A531	M8x1 L12.5 s8	320		Copper capillary
G1.042.102	A532	M8x1 L12.5 s8	450		Copper capillary
G1.042.104	A532	M8x1 L12.5 s8	850		Copper capillary
G1.712.404	A533	11/32 ASA L13 s9	320	●	Copper capillary
G1.712.305	A533	M10x1 L12.5 s10	600		Copper capillary
G1.712.111	A534	M8x1 L12.5 s8	220		Copper capillary
G1.712.112	A534	M8x1 L12.5 s8	320		Copper capillary
G1.712.113	A534	M8x1 L12.5 s8	450		Copper capillary
G1.712.114	A534	M8x1 L12.5 s8	600		Copper capillary
G1.745.101	A534	M8x1 L12.5 s8	600		One-wire
G1.712.115	A534	M8x1 L12.5 s8	750		Copper capillary
G1.712.116	A534	M8x1 L12.5 s8	850		Copper capillary
G1.712.117	A534	M8x1 L12.5 s8	1,000		Copper capillary
G1.712.118	A534	M8x1 L12.5 s8	1,200		Copper capillary
G1.712.308	A534	M10x1 L12.5 s10	220		Copper capillary
G1.712.306	A534	M10x1 L12.5 s10	300		Copper capillary
G1.712.309	A534	M10x1 L12.5 s10	320		Copper capillary
G1.712.310	A534	M10x1 L12.5 s10	450		Copper capillary
G1.712.311	A534	M10x1 L12.5 s10	600		Copper capillary
G1.712.312	A534	M10x1 L12.5 s10	750		Copper capillary
G1.712.313	A534	M10x1 L12.5 s10	1,000		Copper capillary
G1.712.315	A534	M10x1 L12.5 s10	1,500		Copper capillary
G1.043.121	A536	M8x1 L12.5 s8	230		Copper capillary
G1.043.122	A536	M8x1 L12.5 s8	250		Copper capillary
G1.043.113	A536	M8x1 L12.5 s8	320		Copper capillary
G1.043.105	A536	M8x1 L12.5 s8	600		Copper capillary
G1.043.116	A536	M8x1 L12.5 s8	750		Copper capillary
G1.043.107	A536	M8x1 L12.5 s8	1,000		Copper capillary
G1.043.115	A536	M8x1 L12.5 s8	1,200		Copper capillary
G1.043.108	A536	M8x1 L12.5 s8	1,500		Copper capillary
G1.043.203	A536	M9x1 L12.5 s9	400		Copper capillary
G1.043.205	A536	M9x1 L12.5 s9	600		Copper capillary

(1) see pag. 32 to 35

(3) see pag. 36



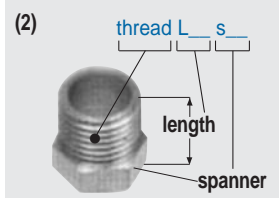
CODES-FEATURES 290 SERIES

Type G tip

CODE	Pilot mounting sleeve ⁽¹⁾	Magnet connection nut ⁽²⁾	Length (mm)	Aluminized tip	Conductor ⁽³⁾
G1.043.214	A536	M9x1 L12.5 s9	850		Copper capillary
G1.043.207	A536	M9x1 L12.5 s9	1,000		Copper capillary
G1.043.215	A536	M9x1 L12.5 s9	1,200		Copper capillary
G1.043.208	A536	M9x1 L12.5 s9	1,500		Copper capillary
G1.043.317	A536	M10x1 L12.5 s10	750		Copper capillary
G1.728.201	A538	M9x1 L12.5 s9	700		Braided wire
G1.743.102	A544	M8x1 L12.5 s8	320		Braided wire
G1.745.502	A546		1,400		One-wire
G1.745.301	A547	M10x1 L12.5 s10	1,500		One-wire
G1.748.101	A548	M8x1 L12.5 s8	320		Copper capillary
G1.748.103	A548	M8x1 L12.5 s8	450		Copper capillary
G1.748.104	A548	M8x1 L12.5 s8	600		Copper capillary
G1.748.105	A548	M8x1 L12.5 s8	750		Copper capillary
G1.748.107	A548	M8x1 L12.5 s8	1,200		Copper capillary
G1.748.108	A548	M8x1 L12.5 s8	1,500		Copper capillary
G1.748.301	A548	M10x1 L12.5 s10	320		Copper capillary
G1.748.302	A548	M10x1 L12.5 s10	450		Copper capillary
G1.748.303	A548	M10x1 L12.5 s10	600		Copper capillary
G1.748.304	A548	M10x1 L12.5 s10	750		Copper capillary
G1.748.305	A548	M10x1 L12.5 s10	1,000		Copper capillary
G1.748.307	A548	M10x1 L12.5 s10	1,500		Copper capillary

(1) see pag. 32 to 35

(3) see pag. 36

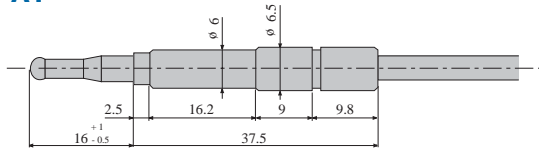




PILOT MOUNTING SLEEVES

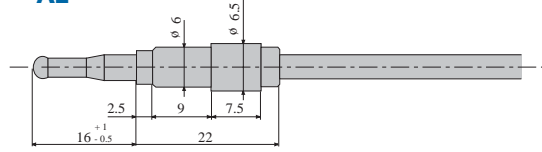
Type S tip

A1



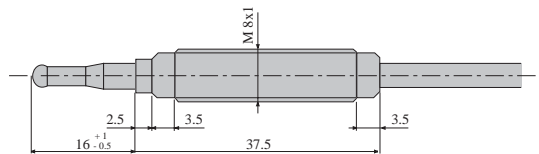
UNIFIED

A2



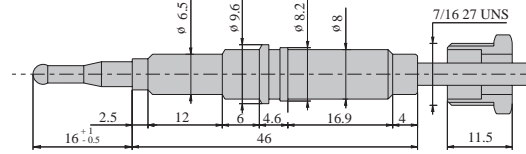
TARGET

A3



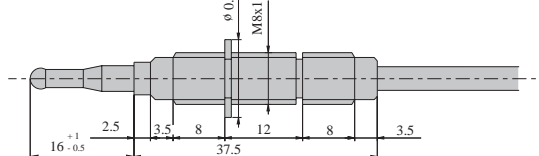
THREADED M8x1

A4



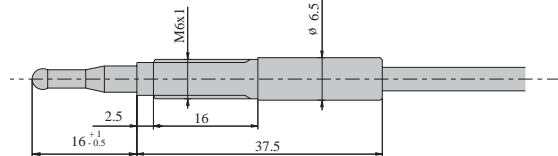
SPECIAL

A8



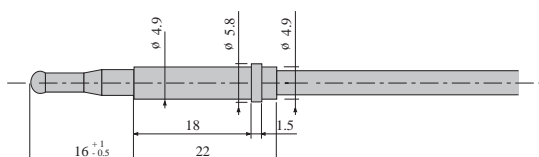
THREADED WITH SEEGER

A10



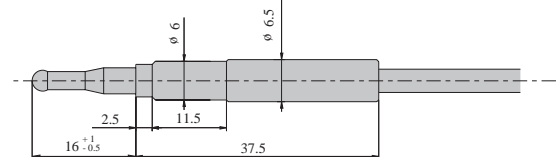
THREADED M6x1

A14



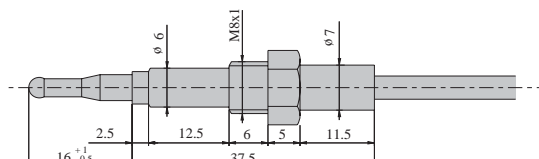
SPECIAL

A15



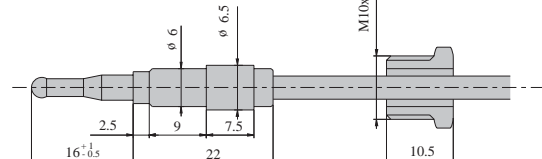
SPECIAL

A17



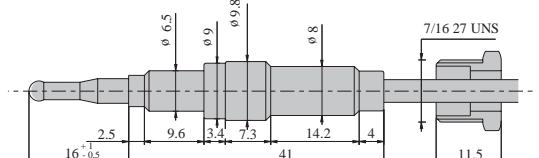
THREADED WITH HEXAGON

A18



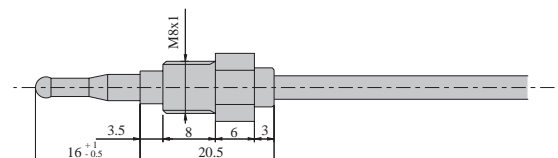
TARGET WITH CONNECTION

A20



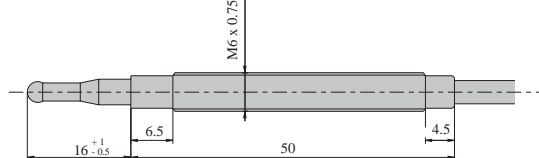
SPECIAL WITH CONNECTION

A23



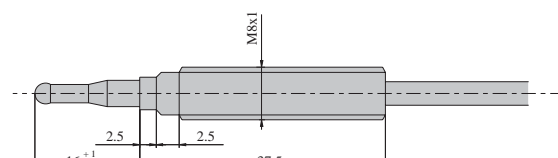
SPECIAL

A25



SPECIAL

A26

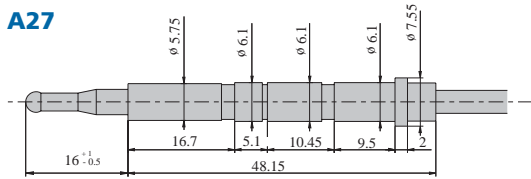


SPECIAL

PILOT MOUNTING SLEEVES

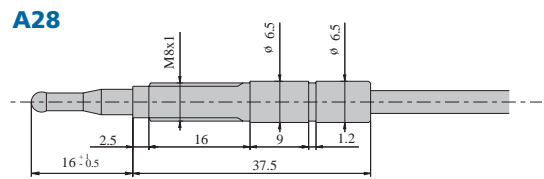
Type S tip

A27



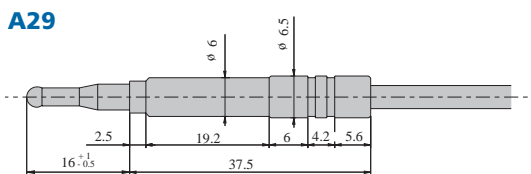
SPECIAL

A28



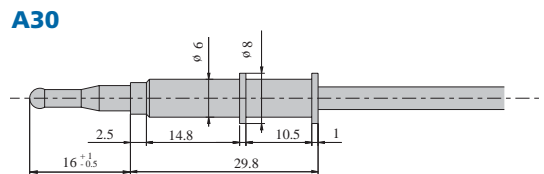
SPECIAL

A29



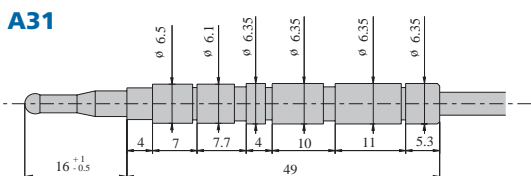
SPECIAL

A30



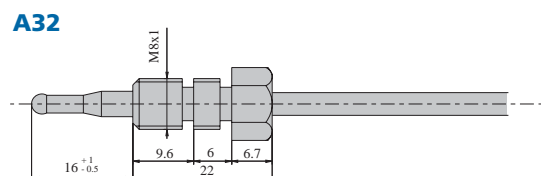
SPECIAL

A31



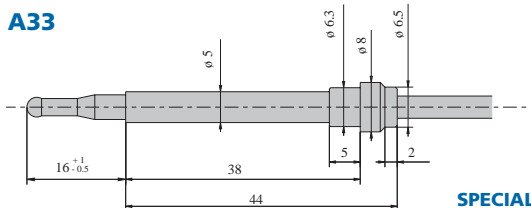
SPECIAL

A32



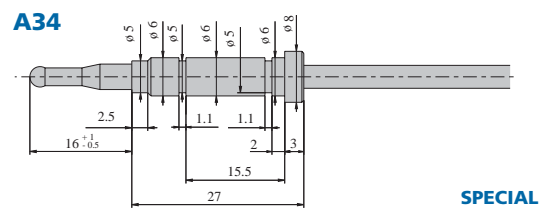
SPECIAL

A33



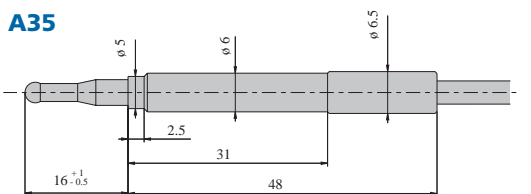
SPECIAL

A34



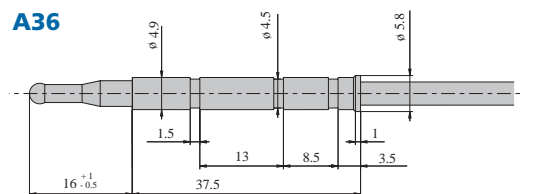
SPECIAL

A35



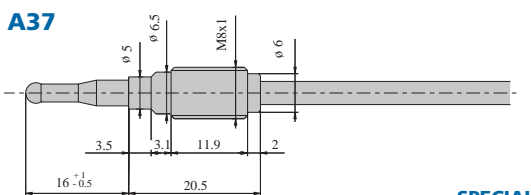
SPECIAL

A36



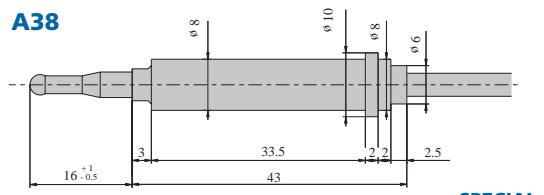
SPECIAL

A37



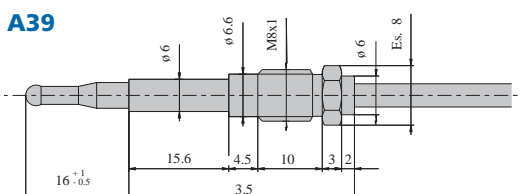
SPECIAL

A38



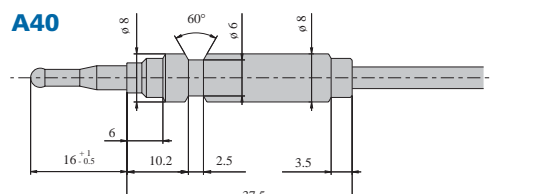
SPECIAL

A39



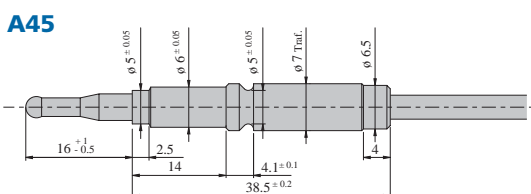
SPECIAL

A40



SPECIAL

A45

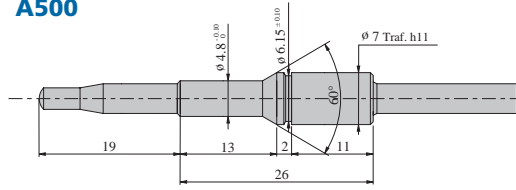


SPECIAL

PILOT MOUNTING SLEEVES

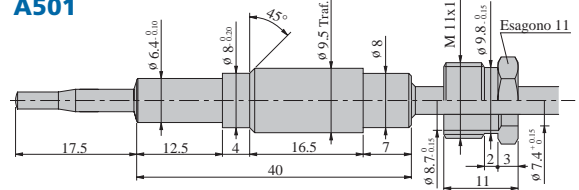
Type G tip

A500



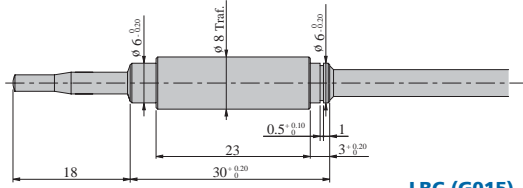
SPECIAL (G003)

A501



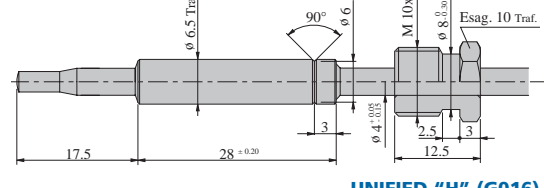
TARGET (G009)

A502



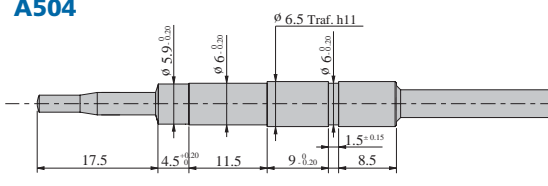
LBC (G015)

A503



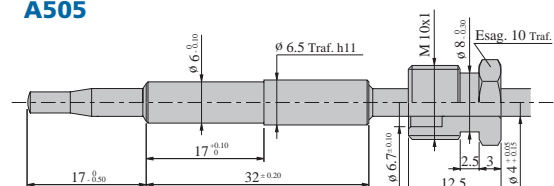
UNIFIED "H" (G016)

A504



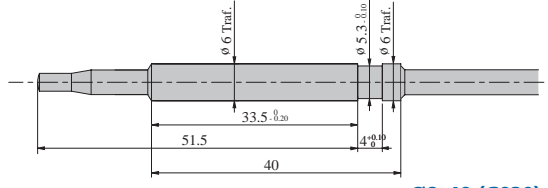
UNIFIED (G018)

A505



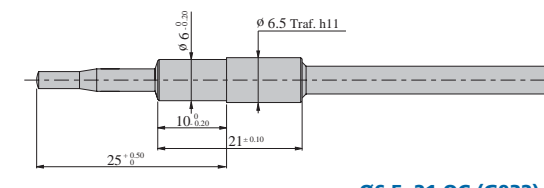
Ø6.5x32 SGP (G027)

A506



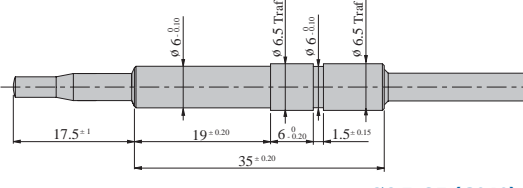
Ø6x40 (G029)

A507



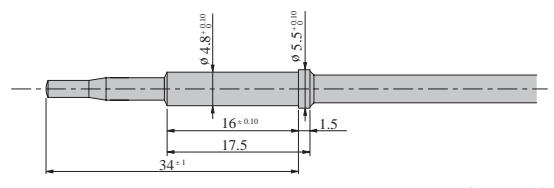
Ø6.5x21 OC (G032)

A508



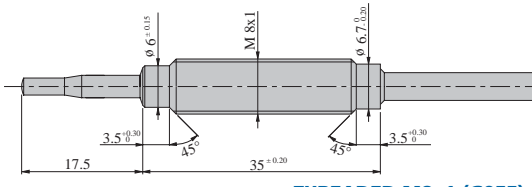
Ø6.5x35 (G040)

A509



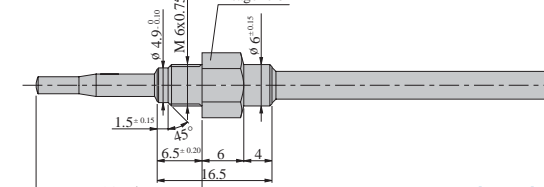
Ø6x17.5 (G042/A)

A510



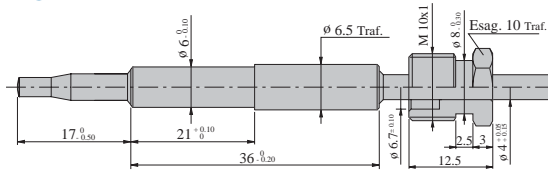
THREADED M8x1 (G055)

A511



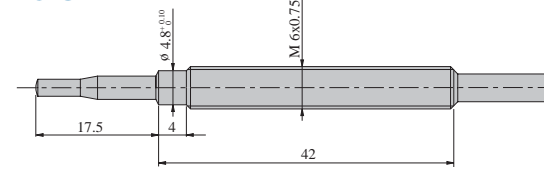
THREADED M6x0.75 (G057)

A512



Ø6.5x36 FER (G062)

A513

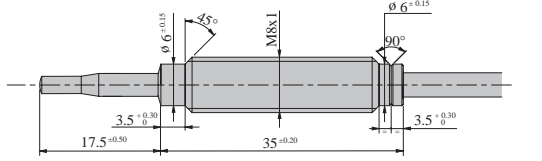


THREADED M6x0.75 (G063)

PILOT MOUNTING SLEEVES

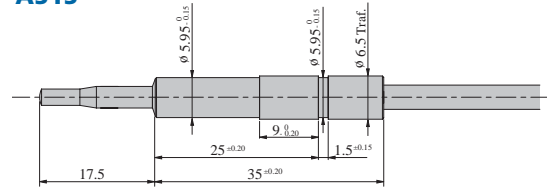
Type G tip

A514



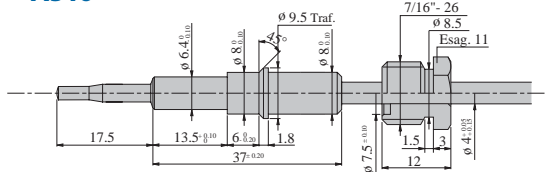
THREADED M8x1 (G064)

A515



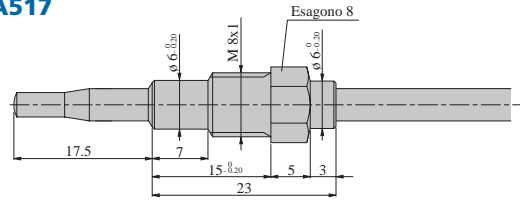
UNIFIED (G065)

A516



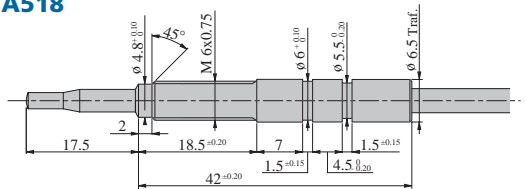
TG-FER (G066/B)

A517



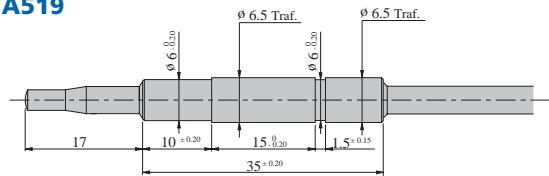
#8x23 M8x1 SCG (G067)

A518



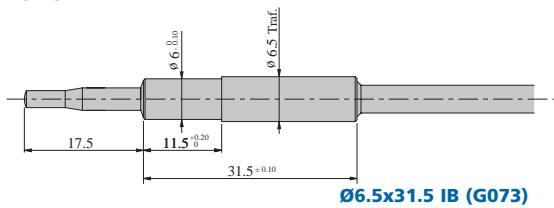
THREADED M6x0.75 H (G069)

A519



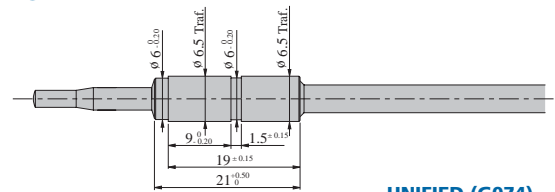
UNIFIED (G071)

A520



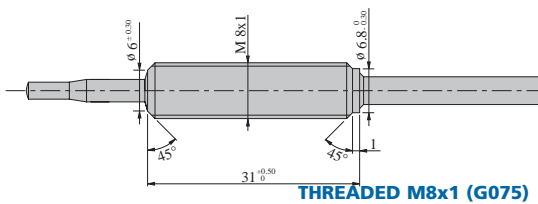
$\phi 6.5 \times 31.5$ IB (G073)

A521



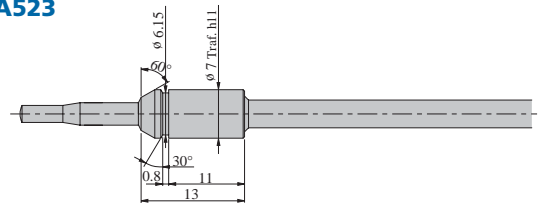
UNIFIED (G074)

A522



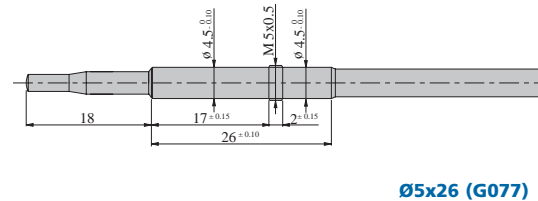
THREADED M8x1 (G075)

A523



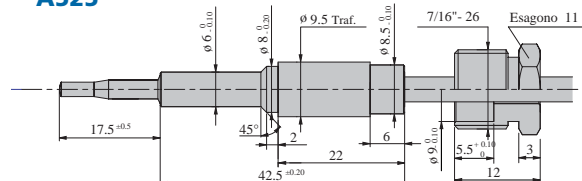
SPECIAL (G076)

A524



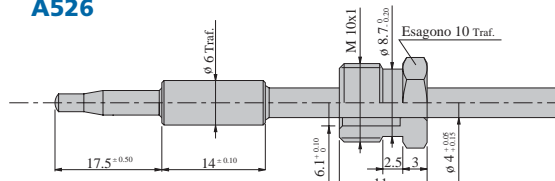
$\phi 5 \times 26$ (G077)

A525



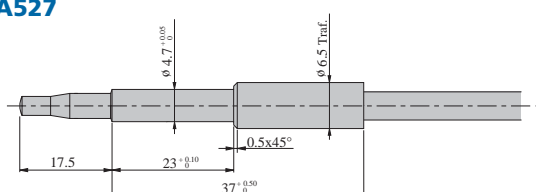
SK 270 (G079)

A526



$\phi 6 \times 14$ (G082)

A527



$\phi 4.75 \times 37$ RD (G083)


PILOT MOUNTING SLEEVES

Type G tip


<p>A528</p> <p>M6x0.75 L=28 (G086)</p>	<p>A529</p> <p>Ø5.95x40 (G089)</p>
<p>A530</p> <p>Ø7x21 (G093)</p>	<p>A531</p> <p>#10x17 M8x1 (G094)</p>
<p>A532</p> <p>Ø12x26.5 SMV (G097)</p>	<p>A533</p> <p>Ø6.5x23.5 (G098)</p>
<p>A534</p> <p>Ø5 - Ø5.6x17.2 (G099)</p>	<p>A535</p> <p>M6x0.75 L=30 #10 (G101)</p>
<p>A536</p> <p>THREADED M8x1 L=25 (G104)</p>	<p>A537</p> <p>M6x0.5 Ø9x23.5 BRZ (G105)</p>
<p>A538</p> <p>Ø5.5x20.5 (G106/A)</p>	<p>A539</p> <p>Ø8x23 THREADED M6x0.75 (G107)</p>
<p>A540</p> <p>M6x0.75 #10 (G108)</p>	<p>A541</p> <p>M6x0.75 #10 (G109)</p>

CONDUCTOR TYPES


Copper capillary




Nickel plated capillary




One-wire



Double-wire



Braided wire



UNIVERSAL THERMOCOUPLES

Because of its versatility, this series of thermocouples can be used on a vast range of pilots currently on the market.

TECHNICAL DATA

- Ignition time ≤ 6 seconds
- Shutdown time
 - 200 series (30 - 60 seconds)
 - 290 series ≤ 30 seconds
- F.E.M. at 100 °C ≥ 2 mV
- Resistance $= 9 + (0.015 \times L) \pm 4$ m Ω
- Maximum tip temperature 600 °C



T60 - 200 series thermocouple type S tip packed with 4 connectors (M10x1, 7/16", M8x1 - M9x1 milled, 11/32" - M10x1 milled); $\varnothing 6 \times 8.5$ and $\varnothing 6 \times 17.5$ bushes, 2 adapter rings, $\varnothing 6 \times 7.5$ and $\varnothing 6 \times 2.5$ spacers

CODE	Length (mm)
0.208.002	900
0.208.004	1,200

290 series thermocouple type G tip unified sleeve (A515) packed with 4 connectors (M8x1 milled, M10x1 milled, 11/32"- 32NS2A-ASA milled, M9x1)

CODE	Length (mm)
G1.704.003	400
G1.704.005	500
G1.704.006	600
G1.704.013	800
G1.704.019	900
G1.704.009	1,000
G1.704.011	1,200
G1.704.012	1,500

290 series thermocouple type G tip threaded sleeve (A513) packed with 5 connectors (M8x1 milled, M9x1 milled, M10x1 milled, M10x1, 11/32"- 32NS2A-ASA, threaded bushes M6x0.75)

CODE	Length (mm)
G1.724.001	600
G1.724.002	900
G1.724.003	1,200

290 series thermocouple type G tip threaded sleeve (A518) packed with 8 connectors (M9x1 milled, M8x1-M10x1 milled, M10x1, M11x1, M10x1 adapter fix, M6x0.75 threaded bush, ø6.50x7.5 milled bush, 11/32"- 32NS2A-ASA, ø6.50x20 spacer)	CODE	Length (mm)
	G1.705.018	400
	G1.705.019	600
	G1.705.010	900
	G1.705.035	1,000

290 series flexible thermocouple type G tip packed with 3 sleeves (A521, A522, A523) and 4 connectors (M8x1, M9x1, M10x1, ASA)	CODE	Length (mm)
	G1.725.002	425
	G1.725.003	600
	G1.725.004	900
	G1.725.005	1,200

290 series thermocouple type G tip unified sleeve (A515) packed with 2 connectors (11/32"- 32NS2A-ASA milled, M10x1)	CODE	Length (mm)
	G1.726.004	600

290 series thermocouple type G tip unified sleeve (A515) packed with 4 connectors (M8x1 milled, M9x1 milled, M10x1 milled, M10x1)	CODE	Length (mm)
	G1.726.007	600

200 series double-wire thermocouple type G tip unified sleeve (A504) packed with 4 connectors (M8x1 milled, M9x1 milled, M10x1 milled, 11/32"- 32NS2A-ASA milled)	CODE	Length (mm)
	G1.903.003	600
	G1.903.004	800

200 series double-wire thermocouple type G tip unified sleeve (A504) packed with 4 connectors (M8x1 milled, M9x1 milled, M10x1 milled, 11/32"- 32NS2A-ASA milled); bimetal thermostat, gold contacts, NC, +110 °C	CODE	Length (mm)
	G1.903.005	600

200 series double-wire thermocouple type G tip unified sleeve (A504) packed with 3 connectors (M9x1 milled, 11/32"- 32NS2A-ASA milled, M10x1); bimetal thermostat, gold contacts, NC, +110 °C	CODE	Length (mm)
	G1.903.007	800

200 series thermocouple type G tip unified sleeve (A515) packed with 3 connectors (M8x1 milled, M10x1 milled, 11/32"- 32NS2A-ASA milled)

CODE

Length (mm)

G1.904.001

400+400

200 series thermocouple type G tip unified sleeve (A515) packed with 3 connectors (M8x1 milled, M9x1 milled, M10x1 milled)


CODE

Length (mm)

G1.904.003

305+265

ACCESSORIES



Extension

CODE	Length (mm)	Connectors	Conductor
0.218.101	600	F M9x1 - M9x1	Copper capillary
G.1.707.105	400	F M8x1 - M8x1	Copper capillary
G.1.707.305	400	F M10x1	Copper capillary
G.1.707.101	500	F M8x1	Copper capillary
G.1.707.201	500	F M9x1	Copper capillary
G.1.707.208	500	F M9x1 - M9x1	Copper capillary
G.1.707.301	500	F M10x1	Copper capillary
G.1.707.401	500	ASA	Copper capillary
G.1.730.201	500	F M9x1 - M9x1	Braided wire
G.1.707.205	600	F M9x1	Copper capillary
G.1.707.202	1,000	F M9x1	Copper capillary
G.1.707.209	1,000	F M9x1 - M9x1	Copper capillary
G.1.707.302	1,000	F M10x1	Copper capillary
G.1.707.402	1,000	ASA	Copper capillary
G.1.707.304	1,500	F M10x1	Copper capillary
G.1.707.204	1,500	F M9x1	Copper capillary



Adapter fix

CODE	Feature
G6.032.015	M10x1



Milled connector

CODE	Feature
0.974.089	M8x1 - M9x1
0.974.090	M10x1 - 11/32
0.974.116	M9x1 - 11/32
G6.032.017	M10x1 - 11/32
G6.032.021	M9x1 - 11/32
G6.032.027	M10x1 - M8x1



Milled connector

CODE	Feature
G6.032.009	M10x1
G6.032.010	M9x1
G6.032.011	M8x1
G6.032.012	11/32



Connector

CODE

Feature

G6.032.014

M11x1



Connector

CODE

Feature

G6.032.013

M10x1



Nut for tc threaded sleeve

CODE

Feature

0.992.014

M8x1



Threaded bush

CODE

Feature

G6.059.001

M6x0.75



Threaded bush hexagon

CODE

Feature

G6.059.008

#9 M6x0.75



Milled bush

CODE

Feature

G6.059.003

ø 6.5x7.5



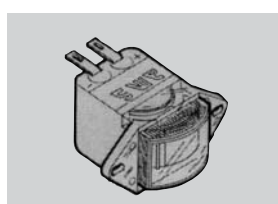
Spacer

CODE

Feature

G6.059.002

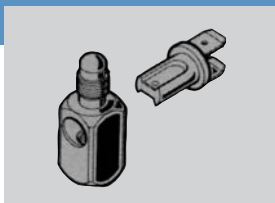
ø 6.5x20



Display

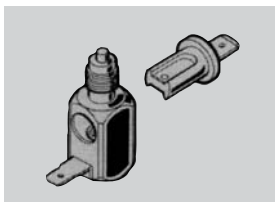
CODE

0.926.106



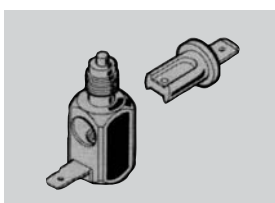
Interrupted connector

CODE	Feature
0.974.401	M8x1 - F M8x1
0.974.402	M9x1 - F M9x1
0.974.403	M10x1 - F M10x1
0.974.404	11/32 - F 11/32
0.974.406	M9x1 - F 11/32




Display connector

CODE	Feature
0.974.070	M9x1 - F M9x1



Connector

CODE	Feature
0.974.409	M9x1 - F M9x1




Bimetal thermostat, gold contacts, normally closed

CODE	Opening Temperature (°C)
G6.070.001	+75±5°
G6.070.015	+80±5°
G6.070.016	+90±5°
G6.070.002	+95±5°
G6.070.003	+105±5°
G6.070.004	+110±5°
G6.070.017	+150±5°



Bimetal thermostat, silver contacts, normally closed

CODE	Opening Temperature (°C)
G6.070.005	+40±5°
G6.070.006	+45±5°
G6.070.007	+55±5°
G6.070.008	+75±5°
G6.070.009	+80±5°
G6.070.010	+85±5°
G6.070.012	+95±5°
G6.070.013	+105±5°





SITGroup

SIT La Precisa S.p.A.

Viale dell'Industria 31-33

35129 PADOVA - ITALY

Tel. +39/049.829.31.11, Fax +39/049.807.00.93

www.sitgroup.it - e-mail: mkt@sitgroup.it